

Specifications Thermopatch Products & Services



Preface & Index

Thank you for your interest in Thermopatch products. This publication provides (technical) information about products and services of Thermopatch.

Every delivery of equipment and software programs are supplied with a Resource CD.

On this CD you can find manuals and drivers in various languages.

All documents are also available through our websites.

If you have any further questions or remarks please contact your local supplier or one of the Thermopatch offices. Address details can be found at the last page of this publication and on our websites.

Heat Seal Equipment Specifications	3 - 4
Inter-Platen Pressure Heat Seal Equipment	5 - 6
Temperature Indication Labels	7 - 8
Marking Equipment Specifications	9 - 10
Specifications of other equipment	11
Software Compatibility	12 - 13
Storage Conditions and Lifetimes	14
Sealing Instructions, A General Guideline	15
Emblems and Transfers	17
Digiline/Digiline Sports	18 - 19
Ready	20 - 21
ReadyPly	22 - 23
Ready PLUS	24 - 25
Ready STITCH	26 - 27
Ready/ReadyPly Flame Retardant	28 - 29
Truflex	30 - 31
Flextrans	32 - 33
Starlight	34 - 35
Sublifix/Subli-Colour	36 - 37
Textra/Textra Sport	38 - 39
Sports transfers	40 - 41
Thermomark Transfers	42 - 44
Helmet Emblems	45 - 46
Flex and Flock Plotter Transfers	47 - 49
Reflective Materials	50 - 53
Pocket ID holders	54 - 55
HiQ tape and Hytex	56
Hytex Sizes	58
PDS HiQ & Hytex	60
HiQ Clean	61 - 62
CombiTex/CombiPly	63 - 64
Mediron	65 - 66
Med-Low	67 - 68
FasTag	69 - 70
Care label tape	71
Plytex®	71 - 84

Thermo-Seal® Tape	85 - 86
Die Cut Tape & Continuous Label Tape	87 - 88
Patch Materials	89 - 97
Ink Cassettes	98 - 99
Ink Ribbons and Liquid ink	100 - 101
Ink Ribbons HiQ	102 - 103
Thermark C-Ribbon	104 - 106
Fiberolls	106 - 107
Coating or Laminating of Fabrics	108 - 109
Film Coating	106 - 112
Oeko-Tex® standard 100	113
Oeko-Tex Certificates and Declaration of Conformity	114 - 119
Thermopatch Reach Statement	120
Declaration	121 - 124
Disclaimer and Copyrights	125



Heat Seal Equipment Specifications

Model	HS-21-SQR	HS-4-C	NL-15-R	NL-15-SQR	NL-24-PRO	NL-40
Power supply (Volt)	230	240	240	240	230	230
Power consumption maximum (Watt)	650	640	800	800	800	600
Temperature range (°C)	50 - 225	20 - 230	25 - 210	25 - 210	0 - 230	0 - 220
Timer (Sec-)	1 - 240	1 - 250	1 - 240	1 - 240	3 - 60	1 - 570
Dimensions H x W x D maximum (Millimeters)	315 x 465 x 420	490 x 190 x 520	470 x 540 x 470	470 x 540 x 470	555 x 225 x 495	643 x 243 x 543
Weight (Kilogram)	15	21,8	54	54	20	21,7
Sealing platen (Millimeters)	120 x 120	120 x 95	160 round	140 x 140	140 x 140	142,5 x 100
Noise level (Decibel)	<70	<70	<70	<70	<70	<70
Air pressure range (Bar)	N/A	N/A	3 - 6	3 - 6	4 - 6	N/A
Shipping weight (Kilogram)	20,3	27	74	74	25,5	25
Shipping dimensions H x W x D (Millimeters)	415 x 600 x 520	290 x 645 x 305	845 x 785 x 785	845 x 785 x 785	650 x 320 x 580	770 x 380 x 630
Certification	CE	CE	CE	CE	CE	CE

Model	NL-28	NL-30	NL-33 AUTO MAXI	NL-35
Power supply (Volt)	240	230	240	230
Power consumption maximum (Watt)	2500	2500	2500	2500
Temperature range (°C)	0 - 220	0 - 250	0 - 250	0 - 250
Timer (Sec-)	0 - 570	0 - 1.800	0 - 1.800	0 - 1.800
Dimensions H x W x D maximum (Millimeters)	570 x 439 x 760	674 x 569 x 947	627 x 1071 x 840	621 x 572 x 847
Weight (Kilogram)	57	68	137	71
Sealing platen (Millimeters)	400 x 500	400 x 500	400 x 500	400 x 500
Noise level (Decibel)	<70	<70	<70	<70
Air pressure range (Bar)	N/A	N/A	0 - 10	0 - 10
Shipping weight (Kilogram)	75	79	170	100
Shipping dimensions H x W x D (Millimeters)	940 x 530 x 760	1010 x 520 x 800	795 x 1160 x 970	1010 x 520 x 800
Certification	CE	CE	CE	CE

Inter-Platen Pressure Heat Seal Equipment

To get a good adhesion when sealing labels, emblems or transfers there are three parameters important:

- Temperature
- Time
- Pressure

Temperature and time are normally quite easy to set on most heat seal machines when it comes to pressure it is more difficult because there is no read out of the inter-platen pressure (pressure created between the upper and lower platen whilst sealing).

Most of our products need a minimum inter-platen pressure of 0,5 Kilogram per CM².

For air operated (pneumatic) machines 4 bar input pressure will generally result in sufficient inter-platen pressure to give a good adhesion.

In the graph below the inter-platen pressure is shown of several popular Thermopatch heat seal machines at various input pressures.

Calculation

If you want to calculate yourself the inter-platen pressure please use the formula below.

R = Radius cylinder in cm

$$\text{Inter - platen pressure} = \frac{\text{input BAR}}{\text{area press platen in cm}^2} * \pi R^2$$

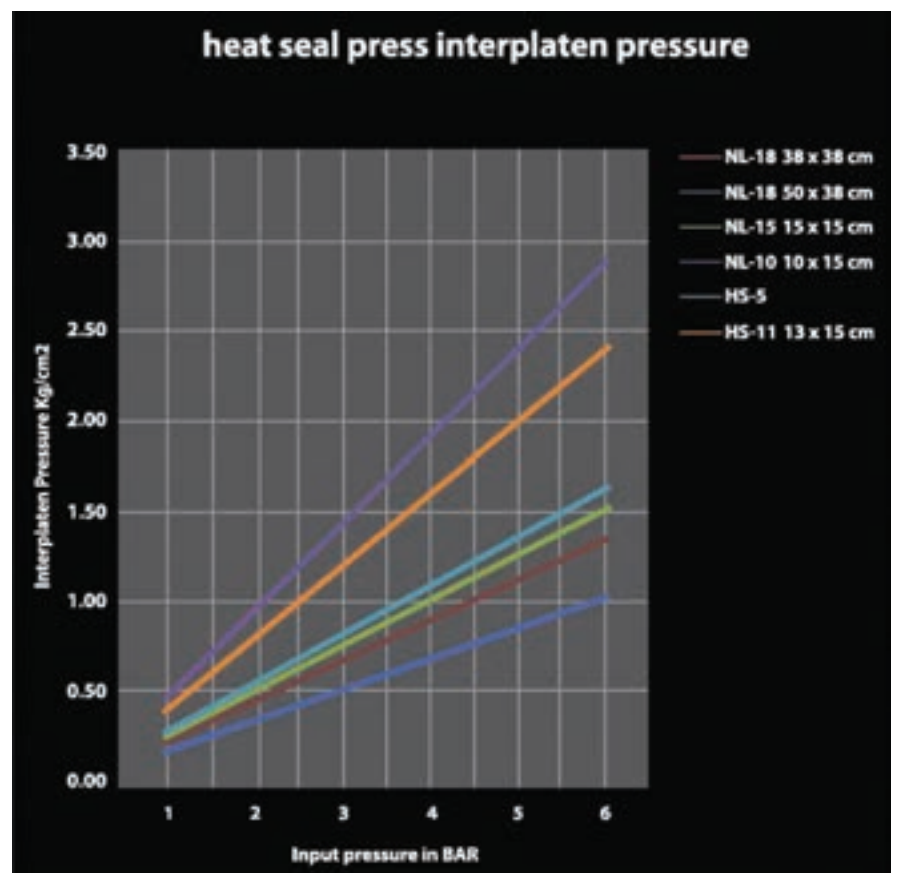
Hand operated (mechanical) machines with the optional pressure adjustment should be setup as follows:

- Lower the bottom plate(s) to their maximum
- Lower the upper platen and hold it
- Turn the lower platen up so that it touches the upper platen
- Turn the lower platen a little more up (also depending of the fabric to be sealed) to give pressure.
- Make sure that the machine is still relatively easy to open by hand or that it opens automatically like the HS-4-C

Consult you operator manual for more specific instructions for your machine or contact our sales department at sales@thermopatch.nl



Inter-Platen Pressure Heat Seal Equipment



Temperature Indication Labels

Why check the temperature?

For optimal sealing results, the temperature, pressure and time must be set according to the specifications that come with the product to be applied.

When one or more parameters are not set correctly, the label, patch, emblem or transfer will not perform as designed and this will bring unneeded cost.

The Temperature Indicator Labels are available in four ranges:

- 93 °C – 132 °C
- 121 °C – 160 °C
- 143 °C – 182 °C
- 188 °C – 232 °C

40 labels per bag.

With both ranges the temperature is showed over eight intervals, this gives a very accurate readout of the actual interplaten temperature.

How it works?

For optimal results place a temperature indication label with the yellow side upwards on the lower platen of the heat seal press and close the press for 7 seconds.

When a temperature is reached within the range of the labels, depending on the temperature, you will see one or more boxes' color changed to black. The box closest to the actual temperature changes to grey.

Assortment

Temperature Indication Labels are available in 4 temperature ranges.

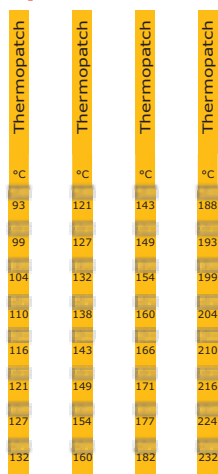
Packing

Temperature Indication Labels come in a paper bag with 40 measuring strips.

Storage instructions

Temperature Indication Labels must be stored in a cool, dry & dark place. It is obvious that the labels must be stored at lower temperature than the range they are for.

Example of unused label showing temperature



Range 1
93 °C – 132 °C

Range 2
121 °C – 160 °C

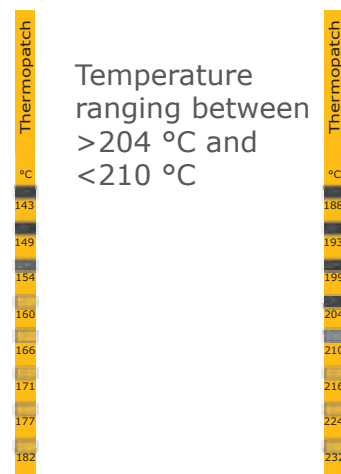
Range 3
143 °C – 182 °C

Range 4
188 °C – 232 °C

Example of used label showing temperature

Temperature ranging between
>149 °C and
<154 °C

Temperature ranging between
>204 °C and
<210 °C



Temperature Indication Labels

Application	Temperature measuring strips for checking interplaten temperature on heat seal presses
Article names	Temperature Indication Labels
Description	Temperature Indication Labels come in a paper bag with 40 measuring strips.
Colour	N/A
Sizes	N/A
Packing	Per paper bag containing 40 strips
Shipping Weight	Various
Shipping Dimensions	Various
Sealing instructions	N/A
Storage and Handling	Store in a cool dry place out of direct sunlight
Life time - best before in months	12
Health and Safety	N/A







Marking Equipment Specifications

Model	EOS-2	EOS-5	HiQ-Squix	DP2000T
Power supply (Volt)	100 - 240	100 - 240	100 - 240	230
Power consumption maximum (Watt)	100	100	300	400
Temperature range (°C)	N/A	N/A	N/A	93 - 260
Timer (Sec-)	N/A	N/A	N/A	0.1 - 99.9
Dimensions H x W x D maximum (Millimeters)	189 x 253 x 322	245 x 264 x 412	260 x 284 x 560	559 X 533 X 686
Weight (Kilogram)	4	5	11,5	52
Sealing platen (Millimeters)	N/A	N/A	N/A	102 x 127
Noise level (Decibel)	<70	<70	<70	N/A
Air pressure range (Bar)	N/A	N/A	N/A	3.5
Shipping weight (Kilogram)	4,5	6,9	11,9	59
Shipping dimensions H x W x D (Millimeters)	330 x 380 x 380	370 x 370 x 485	375 x 415 x 590	610 x 483 x 787
Certification	CE	CE	CE	CE

Marking Equipment Specifications

Model	DP Junior	Y-151
Power supply (Volt)	230	230
Power consumption maximum (Watt)	600	175
Temperature range (°C)	25 - 270	50 - 120
Timer (Sec-)	0.1 - 60	1 - 99
Dimensions H x W x D maximum (Millimeters)	550 x 550 x 350	389 X 556 X 432
Weight (Kilogram)	27,7	18,5
Sealing platen (Millimeters)	96 x 125	35 x 15
Noise level (Decibel)	<70	<70
Air pressure range (Bar)	2 - 5	3,5 - 5
Shipping weight (Kilogram)	37,5	24
Shipping dimensions H x W x D (Millimeters)	845 x 785 x 785	500 x 490 x 530
Certification	CE	CE

Specifications of other equipment

Model	OL32-24 Compressor	OL96-50 Compressor	Laserpointer tabletop
Power supply (Volt) 	230V/2,4A/50Hz	230V/7,2A/50Hz	220
kW/HP 	0,34	1,02	N/A
Capacity 	50Lt/min	150Lt/min	N/A
Dimensions H x W x D maximum (Centimeters)	49 x 46 x 57		41,5 x 20 x 15
Weight (Kilogram)	30		3
Noise level (Decibel) 	45 dB(A)1m	49 dB(A)1m	N/A
Air pressure range (Bar) 	0 - 8	0 - 8	N/A
Tank size (Liters) 	24	50	N/A
Shipping weight (Kilogram)	30		3,2
Certification	CE	CE	CE

Software Compatibility

Since the introduction of computers for the textile label industry, Thermopatch has developed a wide range of software programs. Due to the changes in hardware and operating systems we have also upgraded our software or we developed a new program.

Please find in the overview the compatibility of our actual software programs with the operating systems and the printers that we supply / supplied.

All other software like FLP, MiniPrint, etc are no longer supported.

Installation of Make Your Mark in a network, Citrix® or Windows® Terminal server environment.

Make Your Mark can be installed in a network environment. Please be aware that Make Your Mark is developed as a single user program and only one PC (where the USB dongle is installed) can be used to run Make Your Mark. If the program is started on a PC without the USB dongle attached the program will run in Demo mode.

It is recommended that a system administrator takes care of the installation of the program.

Software Compatibility

Software

	Make Your Mark	Bartender
Operating System	Windows 7	✓
	Windows 8	✓
	Windows 8.1	✓
	Windows 2008 R2	✗
	Windows 2012	✗
	Windows 2012 R2	✗
	Windows 2016	✗
	Windows 2016	✓
	Windows 10	✓
	Star LC8211+	✗
	Minilogic MLE	✗
	Pentade	✗
	Epson LQ-680	✗
	Epson LQ-690	✗
Printing System	HiQ-1	✓
	HiQ-2	✓
	HiQ-3	✓
	HiQ-4+	✓
	HiQ-e4	✓
	HiQ-SQUIX 4.3	✓
	EOS-1	✓
	EOS-2	✓
	EOS-4	✓
	EOS-5	✓
	MACH-4S	✓
	Y-940	✓

Storage Conditions & Life Time

Product	Life time / best before	Storage conditions
Textile rolls and patches	24 months	Cool dry, dark place
Quality 600+601 rolls and patches	36 months	Cool dry, dark place
HiQ, Hytex, CombiTex, Mediron, Med-Low, FasTag	12 months	Cool dry, dark place
Plytex	24 months	Cool dry, dark place
Care Label Tape	24 months	Cool dry, dark place
Thermoseal tape	24 months	Cool dry, dark place
Thermark C -ribbon	24 months	Cool dry, dark place
Ink cassettes	6 months	Cool dry, dark place
Ink Ribbons	12 months	Cool dry, dark place
Temperature Indication Labels	12 months	Cool dry, dark place
Film coating	24 months	Cool dry, dark place
Transfers	Best before one year after production	Cool dry, dark place
Emblems	24 months	Cool dry, dark place

Sealing Instructions, A General Guideline

Below is an overview of the sealing instructions for Thermopatch products with Thermopatch heat seal equipment.

Label tapes

Type	Temperature °C	Time seconds	Pressure kg/cm ²	Remarks	Washing *
600 series	204	12	0,5		95 °C
Plytex	204	14	0,5		95 °C
HiQ	204	14	0,5		95 °C
Hytex	204	14	0,5		95 °C
CombiTex/CombiPly	204	14	0,5	Can be ironed, limited until 195 °C	95 °C
Mediron	204	14	0,5	can be ironed limited until 185°C	95 °C
Med-Low	130 Ironer: Set to Wool	14 45	0,5		40 °C
FasTag	195-204	15-10	0,5		95 °C
Thermo-Seal	175	2,7 - 4,5	0,5		95 °C

Repair material

Type	Temperature °C	Time seconds	Pressure kg/cm ²	Remarks	Washing *
All qualities	204	12 - 15	0,5	Depending on the thickness of the fabric	95 °C

Emblems and Transfers

Type	Temperature °C	Time seconds	Pressure kg/cm ²	Remarks	Washing *
Flextrans	150	12	0,5	Hot Peel	60 °C
Starlight	150	15	0,5	Cold Peel	40 °C
Truflex	185 - 160	12 - 15	0,5	Hot Peel	95 °C
Truflex Flame Retardant	185 - 160	12 - 15	0,5	Hot Peel	60 °C
Sublifix	145 - 160	15	0,5	Hot Peel	40 °C
Subli-Colour	130	15	0,5	Quick Peel	40 °C
Ready Emblems	185 - 204	12	0,5		95 °C
ReadyPly	185 - 204	14	0,5		95 °C
Ready PID holders	204	20	0,5		95 °C
Ready Plus	195 - 204	20 - 18	0,5		95 °C
Ready STITCH	–	–	–		95 °C
Ready Flame Retardant	195 - 204	15 - 12	0,5		95 °C
ReadyPly Flame Retardant	195 - 204	17 - 14	0,5		95 °C
Digiline	195	14	0,5		95 °C
Digiline Sports	145	15	0,5		40 °C
High Visibility emblems	204	12	0,5		95 °C
Reflective Plotter Transfers (standard)	150 to 165 (dependant on type of fabric)	20 - 17 seconds	0,5	Cold Peel	60 °C
Reflective Plotter Transfers (flame retardant)	150 to 165 (dependant on type of fabric)	15 - 12 seconds	0,5	Cold Peel	60 °C
Flex and Flock Plotter Transfers	160	20	0,5	Cold Peel	40 °C
Reflective Emblems	175	12	0,5		40 °C
Sporttransfers with blocker	140	15	0,5	Hot Peel	40 °C
Thermomark Transfers	204	3 - 5	0,5	Hot Peel	95 °C
Textra	165 - 195	15	0,5	Quick Peel	95 °C
Textra Flame Retardant	185	15	0,5	Quick Peel	60 °C
Textra Sport	140 - 160	15	0,5	Quick Peel	60 °C
Textra with blocker	165 - 195	15	0,5	Quick Peel	95 °C
Textra Sport with blocker	140 - 160	15	0,5	Quick Peel	60 °C
Woven emblems	160	15	0,5		60 °C
Woven emblems Low-Temp	140	15	0,5		40 °C

* The cleaning instructions indicated can be followed unless they conflict with the washing symbols (see care label) in the clothing provided by the manufacturer.

Emblems and Transfers

Corporate Identity

Company clothing is an important aspect the corporate identity of an organization. Throughout the world this kind of professional clothing is gaining interest. Fashionable, representative and uniform garments contribute to a positive image and are a clear illustration of what quality means to you.

Thermopatch offers a complete range of emblems to enhance your corporate image. Whatever your demands, we will nearly always have a solution ready. Silk screen printed, embroidered or as a transfer. And each individual product has been submitted to severe quality checks. From design to delivery. As a launderer, supplier or garment manufacturer who cares for service, you simply cannot afford to ignore us!

Digiline / Digiline Sports



Highlights

- Full colour
- Fast delivery
- Flexible
- Photographic images

What are Digiline/Digiline Sports emblems?

Digiline is one of Thermopatch's very latest products. What makes Digiline advanced is its unlimited colour options, photographic details and the ability to produce emblems of nearly any shape or size.

Digiline allows you to realise a woven effect in your design.

Digiline Sports combines the full colour properties with extra effects such as woven, 3D, extra gloss or a combination of these effects.

Speed

The production time for Digiline/Digiline Sports emblems is 7 working days after approval of the artwork.

Shape

Digiline/Digiline Sports emblems can be cut in almost any shape, it can follow the contour of the image printed.

Colours

Digiline/Digiline Sports emblems are produced with a full colour process so therefore there are no limitations. We use Pantone Matching System® for reference (PMS C Formula Guides).

Quantities

Digiline/Digiline Sports emblems are delivered with a minimum quantity of 15 pieces.

Instructions for sealing and washing

Sealing

Digiline	195 °C 14 seconds
Digiline Sports	145 °C 15 seconds

Cleaning

Digiline	95°C
Digiline Sports	40°C

Digiline / Digiline Sports

Application	Digital printed heat seal emblems
Article names	Digiline / Digiline Sports emblems
Description	
Colour	N/A
Sizes	Various
Packing	Per 15 pieces, 25 pieces or multiples of 50 pieces in a plastic bag
Shipping Weight	Various
Shipping Dimensions	Various
Sealing instructions	Digiline 195°C – 14 sec 0,5 kg/cm ² Digiline Sports 145°C – 15 sec 0,5 kg/cm ²
Washability	Digiline 95 °C Digiline Sports 40 °C
Storage and Handling	Store in a cool dry place out of direct sunlight
Life time - best before in months	24
Health and Safety	Ensure sufficient extraction and ventilation during activities whereby fumes are released (f.i. heating the product)

Ready (Ready Emblems and ID badges)



Highlights

- Fast delivery
- Any colour (full colour)
- Photographic images
- Industrial wash
- Flexible

What are Ready Emblems?

Looking for a heat seal emblem for textiles that will represent the branding of your company or client that can be delivered fast, in nearly any shape, in any colour and that even could contain a photographic image... have a look at Ready Emblems.

With Ready Emblems we open a new world for textile decoration. Whether it is a company logo or a promotional print it all can be done with Ready Emblems.

Speed

The production time for Ready Emblems is 7 working days after approval of the artwork.

Shape

Ready Emblems can be cut in almost any shape, it can follow the contour of the image printed.

Colours

Ready Emblems are produced with a full colour process so therefore there are no limitations.

We use Pantone Matching System© for reference. (PMS C Formula Guides). We produce all artworks in PMS C colours only.

Pricing

We made it easy... The pricelist has only two groups; breast size emblem (up to 100 cm²) and a Back size emblem (100 - 500 cm²). If you do not have a pricelist yet please get one from your local supplier or contact Thermopatch direct.

Quantities

Ready Emblems are delivered with a minimum quantity of 15 pieces.

Instructions for sealing and washing

Sealing

185 - 204 °C, 12 seconds

Cleaning

Industrial 95 °C

Ready (Ready Emblems and ID badges)

Application	Digital printed heat seal emblems, pocket ID holder and name badges for textiles
Article names	Ready Emblems, Ready Pocket ID Holder, Ready ID emblems
Description	
Colour	N/A
Sizes	Various
Packing	Per 15 pieces, 25 pieces or multiples of 50 pieces with a blue rubber band in a plastic bag
Shipping Weight	Various
Shipping Dimensions	Various
Sealing instructions	185 - 204 °C 12 sec 0,5 kg/cm ²
Washability	95 °C
Storage and Handling	Store in a cool dry place out of direct sunlight
Life time - best before in months	24
Health and Safety	Ensure sufficient extraction and ventilation during activities whereby fumes are released (f.i. heating the product)

ReadyPly



Highlights

- Fast delivery
- Any colour (full colour)
- Photographic images
- Industrial wash
- Self-adhesive layer

What are ReadyPly emblems?

ReadyPly is the latest addition to our range of full-colour Ready emblems. ReadyPly is just as versatile as the original, but with the handy addition of a self-adhesive layer. This makes it even simpler to apply, with the utmost precision.

Speed

The production time for ReadyPly emblems is 7 working days after approval of the artwork.

Shape

ReadyPly emblems can be cut in almost any shape, it can also follow the contour of the image printed.

Colours

ReadyPly emblems are produced with a full colour process so therefore there are no limitations.

We use Pantone Matching System for reference (PMS C Formula Guides), all artworks are produced in PMS C colours only.

Pricing

We made it easy....The pricelist has only two groups, breast size emblemen (up to 100 cm²) and a back size emblem (100 – 500 cm²).

Quantities

ReadyPly emblems are delivered with a minimum quantity of 15 pieces.

Instructions for sealing and washing

Sealing

185 – 205 °C, 14 seconds

Cleaning

Industrial 95 °C

ReadyPly

Application	Digital printed heat seal emblems
Article names	ReadyPly emblems
Description	Ready emblems with a self-adhesive layer
Colour	N/A
Sizes	Various
Packing	Per 15 pieces, 25 pieces of multiples of 50 pieces in a plastic Bag
Shipping Weight	Various
Shipping Dimensions	Various
Sealing instructions	185 – 204 °C 14 sec 0,5 kg/cm ²
Washability	95 °C
Storage and Handling	Store in a cool dry place out of direct sunlight
Life time - best before in months	24
Health and Safety	Ensure sufficient extraction and ventilation during activities whereby fumes are released (f.i. heating the product)

Ready PLUS



Highlights

- Fast delivery
- Any colour (full colour)
- Photographic images
- Industrial wash
- Flexible

What are Ready PLUS Emblems?

Ready PLUS is the ideal solution for companies faced with the need to re-badge garment. This may be due to a rebranding exercise or perhaps the garment has a new user or it may be that there is a fault in the existing emblem or transfer. A Ready PLUS Emblem can be sealed over any existing heat seal emblem or transfer thereby extending the life of the garment and therefore avoid the need to invest in expensive new garments.

Speed

The production time for Ready PLUS is 7 working days after approval of the artwork.

Shape

Ready PLUS can be cut in almost any shape, it can follow the contour of the image printed.

Colours

Ready PLUS is produced with a full colour process so therefore there are no limitations. We use Pantone Matching System© for reference (PMS C Formula Guides). We produce all artworks in PMS C colours only.

Pricing

We made it easy.... The pricelist has only two groups; breast size emblem (up to 100 cm²) and a Back size emblem (100 - 500 cm²). If you do not have a pricelist yet please get one from your local supplier or contact Thermopatch direct.

Quantities

Ready PLUS is delivered with a minimum quantity of 15 pieces.

Instructions for sealing and washing

Sealing

195 - 204 °C, 20 - 18 seconds

Cleaning

Industrial 95 °C

Feature	Feature Description
Application	Digital printed heat seal emblems, developed for covering up previously attached emblems or transfers
Article names	Ready PLUS Emblems
Description	
Colour	N/A
Sizes	Various
Packing	Minimum 15 pieces packed in a plastic bag
Shipping Weight	Various
Shipping Dimensions	Various
Sealing instructions	195 - 204 °C, 20 - 18 sec 0,5 kg/cm ²
Washability	95 °C
Storage and Handling	Store in a cool dry place out of direct sunlight
Life time - best before in months	24
Health and Safety	Ensure sufficient extraction and ventilation during activities whereby fumes are released (f.i. heating the product)

Ready STITCH



Highlights

- Stitch on emblem
- 7 day delivery
- Any colour
- Industrial wash

What are Ready STITCH Emblems?

Ready STITCH Emblems are emblems that can be sewed on to garments rather than stuck, and therefore can be easily removed and be replaced with another emblem without leaving any glue residue.

Ready STITCH offers the embroidered look whilst delivering digital print; high detail; unlimited colours; photographic elements; colour gradients; fast delivery; almost any shape; Industrial washability and competitive pricing.

With the printing technology used it is even possible to print an embroidered edge.

Technical Specifications

Ready STITCH is produced using a special backing textile to ensure that the emblem can be applied with a sewing machine.

All Ready products carry an Oeko-Tex certification.

Speed

Ready STITCH Emblems are produced within 7 production days after approval of the free artwork.

Shape

Due to the fact that the emblem will be attached by sewing not all shapes are possible but we will show what is possible through the artwork.

Colours

Ready STITCH Emblems are full colour and for you to see how the colours look we issue a colour book with Simulated PMS C colours.

Pricing

In our pricelist you will find a special page for Ready STITCH and PLUS Emblems. Also for this product we made it easy for you and there are only two groups; breast size (up to 100 cm²) and back size (100 - 500 cm²).

Quantities

The minimum order size is 15 pieces and from there on we produce the exact quantity that you need.

Cleaning

Industrial 95 °C

Ready STITCH

Feature	Feature Description
Application	Digital printed emblems without glue.
Article names	Ready STITCH
Description	
Colour	N/A
Sizes	Various
Packing	Minimum 15 pieces packed in a plastic bag
Shipping Weight	Various
Shipping Dimensions	Various
Sealing instructions	None (Sealing not possible)
Washability	95 °C
Storage and Handling	Store in a cool dry place out of direct sunlight
Life time - best before in months	24
Health and Safety	None

Ready/ReadyPly Flame Retardant



Highlights

- Fast delivery
- Any colour (full colour)
- Photographic images
- Industrial wash
- Flexible

What are Ready/ReadyPly Flame Retardant Emblems?

An emblem for the workwear which has a lot to endure: Ready FR. Extremely well suited for application to textile with similar flame retardant requirements. Available in almost any shape or colour and produced meeting the EN 469 norm for fire fighting equipment. ReadyPly emblems have a self-adhesive layer, which makes it even simpler to apply.

Speed

The production time is 7 working days after approval of the artwork.

Shape

Ready/Ready Ply Flame Retardant Emblems can be cut in almost any shape, it can follow the contour of the image printed.

Colours

Ready/ReadyPly Flame Retardant Emblems are produced with a full colour process so therefore there are no limitations.

We use Pantone Matching System© for reference. (PMS C Formula Guides). We produce all artworks in PMS C colours only.

Pricing

We made it easy... The pricelist has only two groups; breast size emblem (up to 100 cm²) and a Back size emblem (100 - 500 cm²). If you do not have a pricelist yet please get one from your local supplier or contact Thermopatch direct.

Quantities

Ready Flame Retardant Emblems are delivered with a minimum quantity of 15 pieces.

Instructions for sealing and washing

Sealing

Ready FR 195-204°C, 15-12 seconds

ReadyPly FR 195-204°C, 17-14 seconds

Cleaning

Industrial 95 °C

Ready/ReadyPly Flame Retardant

Feature	Feature Description
Application	Digital printed heat seal emblems for textiles
Article names	Ready Flame Retardant Emblems ReadyPly Flame Retardant Emblems
Description	Produced meeting the EN 469 norm
Colour	N/A
Sizes	Various
Packing	15 pieces minimum
Shipping Weight	Various
Shipping Dimensions	Various
Sealing instructions	Ready FR 195-204°C, 15-12 seconds ReadyPly FR 195-204°C, 17-14 seconds max. pressure 5-6 bar 0,5 kg/cm ²
Washability	95 °C
Storage and Handling	Store in a cool dry place out of direct sunlight
Life time - best before in months	24
Health and Safety	Ensure sufficient extraction and ventilation during activities whereby fumes are released (f.i. heating the product)

Truflex/Truflex FR



Highlights

- High quality images
- All colours available
- Versatile
- Industrial wash

What is Truflex?

The Truflex transfer is a versatile one! Because of the special composition of the base material Truflex has the suppleness to follow the folds of the garment. This strong and versatile transfer is available in any colour and size combination. Obviously it is resistant to industrial cleaning. The transparency of the layer has strengthened the colour fastness and enables the positioning of the transfer.

Many fabrics

Truflex can be used from cotton to polyester, from nylon to cleanroom material.

Applications

Truflex is particularly suitable for (industrial) workwear for intensive use, but at the same time this transfer is soft and flexible enough for apparel. Truflex complies with Oeko-Tex class 1 and withstands the most intensive cleaning without any problems. Truflex is also available in a flame retardant version (Truflex FR), this version does not comply with Oeko-Tex standards.

Instructions for sealing and washing

Sealing

Truflex/Truflex FR 185 °C, 12 seconds

Truflex/Truflex FR 160 °C, 15 seconds

Cleaning

Truflex industrial 95 °C

Truflex Flame Retardant industrial 60 °C

See also the leaflets of Flextrans.

Need a heat seal press? Find it on the website www.thermopatch.com.



Truflex/Truflex FR

Feature	Feature Description
Application	Silk screen printed heat seal transfers for textiles
Article names	Truflex/Truflex FR
Description	
Colour	N/A + full colour
Sizes	Various
Packing	Per 25 pieces or multiples of 50 pieces with a red rubber band in a plastic bag
Shipping Weight	Various
Shipping Dimensions	Various
Sealing instructions	Truflex/Truflex FR – 185 °C 12 sec/ 160 °C 15 sec hot peel 0,5 kg/cm ²
Washability	Truflex 95 °C Truflex Flame Retardant 60 °C
Storage and Handling	Store in a cool dry place out of direct sunlight
Life time - best before in months	12
Health and Safety	Ensure sufficient extraction and ventilation during activities whereby fumes are released (f.i. heating the product)

Flextrans



Highlights

- Flexible
- Suitable for many different textiles / applications
- High quality

What is Flextrans?

Flextrans is a heat seal transfer (printed on a clear carrier) that flexes with the fabric.

Like Truflex, Flextrans images are of a constant high quality with colours that are striking and strong.

Any combination of colours and sizes is possible.

Applications

Because of its flexibility Flextrans transfers are ideal for sports wear, Lycra garments and various other fabrics with a stretch. It is equally suitable for promotional articles such as polo-, sweat- and T-shirts.

Sealing

General sealing instructions Flextrans: 150 °C, 12 seconds,

Cleaning

Flextrans transfers are suitable for a domestic wash up to a maximum temperature of 60 °C.

Now available in highly visible orange, green, red, pink and yellow and full colour!

Flextrans

Feature	Feature Description
Application	Silk screen printed heat seal transfers for textiles with stretch (T-shirts, polo shirt, etc.)
Article names	Flextrans
Description	
Colour	N/A + full colour
Sizes	Various
Packing	Per 25 pieces or multiples of 50 pieces with a green rubber band in a plastic bag
Shipping Weight	Various
Shipping Dimensions	Various
Sealing instructions	Flextrans 150 °C 12 sec 0,5 kg/cm ² Hot Peel
Washability	60 °C
Storage and Handling	Store in a cool dry place out of direct sunlight
Life time - best before in months	12
Health and Safety	Ensure sufficient extraction and ventilation during activities whereby fumes are released (f.i. heating the product)

Starlight



Highlights

- Trendy
- Reflective
- Any colour combination
- Domestic wash up to 40 °C

What is Starlight?

Starlight is a silk screen printed textile transfer that gives a reflective look after sealing.

With the unique technique of Starlight it is possible to have any design of transfer in any colour combination with reflection.

Depending on the colours used the reflection will differ. The lightest colours give the best reflection.

Starlight transfers are printed with our standard range of colours or PMS and are also available in High Visibility colours such as orange, green, red, pink and yellow.

Where you normally would order a Flextrans transfer you can now have the same quality of transfer but with reflection.

Samples

To see what Starlight is about you must see the product, so get your samples today and contact us or your local Thermopatch distributor.

Applications:

Starlight transfers are most ideal for t-shirts and polo's which are used at bars and nightclubs.

They can also be used for uniforms, security, work and road safety.

Instructions for sealing and washing:

Sealing

150 °C for 15 seconds

Washing

Domestic wash at 40 °C

Starlight

Application	Silk screen printed heat seal transfers with reflection for textiles
Article names	Starlight
Description	
Colour	N/A
Sizes	Various
Packing	Per 25 pieces or multiples of 50 pieces with a blue rubber band in a plastic bag
Shipping Weight	Various
Shipping Dimensions	Various
Sealing instructions	150 °C 15 sec 0,5 kg/cm ² Cold Peel
Washability	40 °C washing
Storage and Handling	Store in a cool dry place out of direct sunlight
Life time - best before in months	12
Health and Safety	Ensure sufficient extraction and ventilation during activities whereby fumes are released (f.i. heating the product)

Sublifix/Subli-Colour



Highlights

- Intense colours
- High resolution imaging
- Dye blocking properties
- Minimal order 25 pieces



Left: a normal transfer /
right: Sublifix

Sublifix/Subli-Colour textile transfers are especially developed for textiles that have been dyed or decorated by using sublimation techniques.

Sublifix/Subli-Colour offers a solution in those cases where discolouration appears due to dye migration into direct imprint or transfers.

With our Sublifix/Subli-Colour transfers sportswear and softshell apparel can be marked without problems.

For covering up previously applied transfers or preventing shining through, a Sublifix/Subli-Colour with an extra colour blocker can be applied.

Sublifix/Subli-Colour transfers can show detailed artwork.

The quality of print is exceptional and the colour intensity is of a high quality.

This renders possibilities for almost any combination of colour and size.

Garments with Sublifix/Subli-Colour can be washed in a domestic washing process at max. 40 °C.

In order to obtain an optimal adhesion, our Sublifix/Subli-Colour transfers require a sealing temperature of 145-160 °C for 15 seconds with an appropriate heat seal machine.

Thermopatch offers a wide range of heat seal machines which are deliverable from stock.

Sublifix/Subli-Colour is available in almost any Pantone colour (PMS, Pantone Matching System®) and in full colour.

Also colours with high visibility properties are available in orange, green, red, pink and yellow.

Sublifix/Subli-Colour

Feature	Feature Description
Application	Silk screen printed heat seal transfers for textiles with bleeding properties (soft shell, nylon, polyester garments)
Article names	Sublifix/Subli-Colour
Description	
Colour	N/A + full colour
Sizes	Various
Packing	Per 25 pieces or multiples of 50 pieces with a rubber band in a plastic bag
Shipping Weight	Various
Shipping Dimensions	Various
Sealing instructions	Sublifix 145-160 °C 15 sec 0.5 kg/cm ² Hot Peel Subli-Colour 135-150 °C 15 sec 0.5 kg/cm ² Quick Peel
Washability	Mild washing at 40 °C
Storage and Handling	Store in a cool dry place out of direct sunlight
Life time – best before in months	12
Health and Safety	Ensure sufficient extraction and ventilation during activities whereby fumes are released (f.i. heating the product).

Textra / Textra Sport



Highlights

- Deep colors
- Sharp details
- Applicable to various textiles

What is Textra/Textra Sport?

Textra/Textra Sport is a digital printed colorful heat seal transfer. The smart production process with modern inks give a high quality and appearance thanks to its deep colors.

Textra and Textra Sport are also available with sublimation blocker.

Applications

Textra can be used on almost any kind of non stretchable fabric. Because of its flexibility Textra Sport transfers are an ideal product for supple fabrics such as sportswear or promotional wear.

Sealing

Textra 165-195°C, 15 seconds

Textra Sport 140-160°C, 15 seconds

Textra FR 185°C - 15 seconds

Cleaning

Textra 95°C

Textra Sport 60°C

Textra is also available in a flame-retardant version.



Textra / Textra Sport

Feature	Feature Description
Application	Digital printed heat seal transfers for textiles
Article names	Textra/Textra Sport
Description	
Colour	Full colours
Sizes	Various
Packing	Per 25 pieces or multiples of 50 pieces with a white rubber band in a plastic bag
Shipping Weight	Various
Shipping Dimensions	Various
Sealing instructions	Textra 165-195°C 15 seconds 0,5 kg/cm ² quick peel Textra Sport 140-160°C 15 seconds 0,5 kg/cm ² quick peel Textra FR 185°C - 15 seconds - 60°C Pressure 0,5 kg/cm ² - quick peel
Washability	Textra 95°C / Textra Sport 60°C
Storage and Handling	Store in a cool dry place out of direct sunlight
Life time – best before in months	12
Health and Safety	Ensure sufficient extraction and ventilation during activities whereby fumes are released (f.i. heating the product).

Sports transfers



Highlights

- Flexible and long lasting
- Perfect for sportswear and merchandise

Applications

Suitable for both sportswear and promotional textiles and available in multiple sizes and colours.

Our sports transfers have a sublimation blocker and come in three different styles per pack of 10 pieces: Retro style, Classic style and Modern style. The height is 3.2 or 5 cm for letters and from 5 up to 25 cm for numbers.

Sealing

140°C – 15 seconds

Cleaning

Washable to 40°C



Sports transfers

Feature	Feature Description
Application	heat seal transfers for textiles
Article names	Sports transfers
Description	
Colour	N/A
Sizes	Various
Packing	per pack of 10 pieces per name or number
Shipping Weight	Various
Shipping Dimensions	
Sealing instructions	140°C 15 seconds 0,5 kg/cm ² hot peel
Washability	40°C
Storage and Handling	Store in a cool dry place out of direct sunlight
Life time – best before in months	12
Health and Safety	Ensure sufficient extraction and ventilation during activities whereby fumes are released (f.i. heating the product).

Thermomark Transfers

Highlights

- Easy to work with
- Quick application
- Long lasting



Paper hot transfers

Provide high-profile identification and marking economically with heat seal simplicity.

Transfers are easy, quick and economical to use. Mark textiles with property markings, dates, colour-coded identification marks, decorative designs and more.

Textile decorating

Easy application transfers produce clear, legible, sharp images in seconds - images that retain their distinct appearance washing after washing. An economical and environmentally safe alternative.

Try one yourself and judge the results!

Thermomark transfers adhere dependably with any heat-seal press or a conventional hand iron. (Machine application is, of course, preferable for the uniformity of heat and pressure, but results either way are dazzling.) Apply in about 3 - 5 seconds at 204 °C with 0.5 kg/cm pressure. Time and temperature can vary with fabric. Thermopatch provides specific application information for your task upon request.

Anti theft protection

Transfers distinguish ownership, provide inventory control and furnish coding devices over a broad range of applications. Their flexibility and ease of application make them ideal for the display of graphics and type on almost any textile. Economical heat seal transfers enhance corporate image while adding theft deterrent on clothing or supplies of commercial linen with colour-coded corporate logos and property marks.

Now, let Thermopatch apply the benefits for you...

The boundaries for Thermomark transfers are almost limitless. Thermopatch can supply them in any size up to 711 cm² in single or multi-colour, in addition to continuous pattern rolls. Even the colours in your letterhead, logo or Pantone colours can be reliably matched. For a more accurate indication of your requirements, send Thermopatch a rough sketch of your letterhead or design. Indicate the approximate size of the transfer, colour(s) and quantity. You'll receive a prompt quotation on your requirements.

Thermomark Transfers

Property marking

Assists in sorting and distribution of linens and other textiles.

Identification

Personalize items by imprinting names and logos.

Decoration

From T-shirts to tennis balls with whatever graphics you wish.

Maximum sizes

Maximum transfer height 400 mm.

Maximum transfer width 300 mm.

The minimum quantity to be ordered is 1,000 pieces.

Standard delivery is on a roll, upon request the transfers can be supplied pre-cut.

Sealing Instructions

Temperature 204 Celcius

Time 3 - 5 seconds

Min. pressure 0.5 kg/cm

Thermopatch pneumatic Heat seal presses: 4 to 5 Bar

Thermomark Transfers

Application	Marking textiles
Article names	Thermomark transfers
Description	
Colour	N/A
Sizes	Various
Packing	On roll (or cut if ordered) shrink wrapped
Shipping Weight	Various
Shipping Dimensions	Various
Sealing instructions	204 °C 3 - 5 sec 0,5 kg/cm ²
Washability	95 °C
Storage and Handling	Store in a cool dry place out of direct sunlight
Life time – best before in months	12
Health and Safety	Ensure sufficient extraction and ventilation during activities whereby fumes are released (f.i. heating the product)

Helmet Emblems



Highlights

- High definition
- Strong colours
- Any size or shape
- White carrier

Helmet emblems

At construction sites there are often a lot of people working for different subcontractors. Identification is then a must.

Our helmet emblems are ideal to identify and also to express your corporate identity on hard hats.

The helmet emblems are printed on a carefully selected foil. It is free from plasticizers and chlorine and follows the guideline for phthalates 2005/84/EG.

The emblems will always be easily removed when required, not leaving any damages to the helmet.

Sizes

The helmet emblems can be produced in any size with a minimum quantity of only 15 pieces.

Colours

Please refer to our Ready colour swatch for our wide range of PMS colours.



Helmet Emblems

Feature	Feature Description
Application	Printed self adhesive emblems, free from plasticizers and chlorine.
Article names	Helmet emblems
Description	White foil; self adhesive; no plasticizers or chlorine; printable medium; weather and abrasion resistant.
Sizes	Various
Packing	Per 15 pcs, or multiples of 50 pcs in a plastic bag.
Shipping Weight	Various
Shipping Dimensions	Various
Sealing instructions	N/A
Storage and Handling	Store in a cool, dry place, out of direct sunlight.
Life time – best before in months	12
Health and Safety	N/A

Flex and Flock Plotter Transfers

Flex Plotter Transfer



Colours

Flex and Flock Plotter transfers are available in 6 standard colours (other colours upon request at a surcharge)

Topline colour	Colour	Remarks
010	White	
040	Black	
090	Yellow	
120	Red	
150	Green	A little darker
200	Blue	A little darker

Flock Plotter Transfer



Flex Plotter Transfers

Feature	Feature Description
Application	Polyurethane heat seal transfer for textiles
Article names	Flex plotter transfers
Description	
Colour	Black, Blue, White, Red, Green, Yellow
Sizes	Various
Packing	Per 25 pieces or multiples of 50 pieces in a plastic bag
Shipping Weight	Various
Shipping Dimensions	Various
Sealing instructions	160 °C 20 sec 0,5 kg/cm ²
Washability	40 °C
Storage and Handling	Store in a cool dry place out of direct sunlight
Life time – best before in months	12
Health and Safety	Ensure sufficient extraction and ventilation during activities whereby fumes are released (f.i. heating the product)

Flock Plotter Transfers

Feature	Feature Description
Application	Flock heat seal transfer for textiles
Article names	Flock plotter transfers
Description	
Colour	Black, Blue, White, Red, Green, Yellow
Sizes	Various
Packing	Per 25 pieces or multiples of 50 pieces in a plastic bag
Shipping Weight	Various
Shipping Dimensions	Various
Sealing instructions	160 °C 20 sec 0,5 kg/cm ²
Washability	40 °C
Storage and Handling	Store in a cool dry place out of direct sunlight
Life time – best before in months	12
Health and Safety	Ensure sufficient extraction and ventilation during activities whereby fumes are released (f.i. heating the product)

Reflective Emblems / Transfers / Rolls

Thermopatch reflective material can be plotted in any size and form and can be screen printed (emblems). The material has a very high reflectivity in small and wide entrance angles and a high visibility under bad incoming light conditions. It has outstanding adhesive properties. It meets the EN-471 standard. The flame retardant transfers meet the EN-469 standard.



Wash resistance

Reflective rolls and transfers are dry cleaning resistant and washable in coloured wash up to 60 °C. Do not use bleach! Reflective emblems are washable in coloured wash up to 40 °C.

Application

Jackets, emblems, badges, logos, overalls, trousers, shirts etc. For standard Thermopatch Plotter transfers we advise the following:

- For heat sealing transfers we recommend Thermopatch heat seal machines.
- Remove adhesive side liner exposing the adhesive. Do not remove the reflective side protective liner.
- Place the plotter transfer with the adhesive side onto the textile.
- Heat seal the transfer at 150 - 165 °C for 20 - 17 seconds.
- For flame retardant transfers heat seal at 150 - 165 °C for 15 - 12 seconds.
- Allow the transfer to cool down to room temperature before removing the protective liner, at an angle of 45°, in a continuous, smooth manner.

For reflective emblems we advise to use following heat seal advice:

- 175°C for 12 seconds at firm pressure (2 - 3 Bar).

For reflective rolls we advise to use the following heat seal advice:

- 150°C - 190°C for 15 - 10 seconds at firm pressure (2 - 3 Bar).

Delivery conditions

Thermopatch guarantees the quality of this product only if it is applied according to the above sealing instructions.

Thermopatch cannot be held responsible for discolouration of the reflective material because of poor colour fastness of the fabric onto which it is applied.

Converting guide lines

Reflective fabric can be hand cut, die cut, or guillotined. In all cases, however, handle the cloth carefully as any direct contact with the hands is liable to leave harmful smudges on the surface and sharply diminish its brilliance.

Whenever two or more rolls of any hot-melt garment are used together on a single surface or as a set, they should be matched precisely to ensure uniform reflectivity under exposure to both daytime colour and night time darkness.

Before hot melting, check all factors likely to affect adhesive property, such as surface texture of material to be processed (smoothness, presence or otherwise of water-repellent finish or waterproofing finish), whether woven or knitted fabric, and thickness (light or bulky), amongst others. Whenever in doubt, please consult us or your distributor.

Be careful when the base material involves either nylon or polyethylene, or if it is coated with either silicone or fluorine, all of which have surface textures that lack adequate adhesive strength. Before hot melting the fabric onto any type of base material, please be sure to conduct tests to determine optimal conditions for bonding.

Reflective Plotted Transfers / Rolls

Feature	Feature Description
Application	Reflective heat seal transfer for textiles (EN471 compliant)
Article names	Reflective plotter transfers Reflective plotter transfers flame retardant Reflective rolls Reflective emblems
Description	
Colour	Silver
Sizes	Various
Packing	Per 25 pieces or multiples of 50 pieces in a plastic bag
Shipping Weight	N/A
Various	Ø 150 x 35 mm Ø 150 x 75 mm
Sealing instructions	<p>Plotter transfers: 150 – 165 °C for 20 - 17 seconds, pressure 0,5 kg/cm². Remove protective film only after cooling down to room temperature.</p> <p>Flame retardant plotter transfers: 150 – 165°C for 15 - 12 seconds, pressure 2-3 kg/cm².</p> <p>Reflective emblems: 175 °C for 12 seconds at firm pressure (2 - 3 Bar). Reflective rolls: 150 °C - 190 °C at 15 - 10 seconds at firm pressure (2 - 3 Bar).</p>
Washability	<p>Rolls and plotter transfers: 60 °C coloured home wash.</p> <p>Emblems: 40 °C coloured home wash. Do not bleach!</p>
Storage and Handling	Store in a cool dry place out of direct sunlight
Life time – best before in months	12
Health and Safety	Ensure sufficient extraction and ventilation during activities whereby fumes are released (f.i. heating the product)

Reflective Emblems

Feature	Feature Description
Application	Silk screen printed reflective heat seal emblems for textiles
Article names	Reflective emblems
Description	
Colour	Various
Sizes	Various
Packing	Per 25 pieces or multiples of 50 pieces in a plastic bag
Shipping Weight	Various
Shipping Dimensions	Various
Sealing instructions	175 °C 12 sec 0,5 kg/cm ²
Washability	40 °C
Storage and Handling	Store in a cool dry place out of direct sunlight
Life time – best before in months	12
Health and Safety	Ensure sufficient extraction and ventilation during activities whereby fumes are released (f.i. heating the product)

Pocket ID holders



Highlights

- Available in various designs
- Highly resistant to extreme washing conditions
- ISO 7810 card size compliant (86 x 54mm)
- Also available with you own logo in any colour scheme
- Fast delivery

Pocket ID holders

More and more companies issue ID cards to their employees and many of them with a picture on it. With the more severe security at the workplace people must be recognized but where do you put that ID card?

With the pocket ID holders that are permanently heat sealed to a piece of work wear this is not a question anymore.

One side of the pocket ID holder remains unsealed which leaves an opening for inserting and removing the ID card before washing.

Various dimensions and designs

Pocket ID holders are available in various sizes and various designs (portrait or landscape).

There is a Pocket ID holder for any requirement. Even sealed on the inside of a uniform when used in combination with a RFID card it is a great place to store the ID card without losing it.



Pocket ID holders

Feature	Feature Description
Application	Digital pocket ID holder
Article names	Ready Pocket ID Holder, Ready ID emblems
Description	Preprinted to specification, for holding identification cards in place on garments
Colour	N/A
Sizes	Various
Packing	Per 15 pieces, 25 pieces or multiples of 50 pieces with a blue rubber band in a plastic bag
Shipping Weight	Various
Shipping Dimensions	Various
Sealing instructions	204 °C 20 sec 0,5 kg/cm ²
Washability	95 °C
Storage and Handling	Store in a cool dry place out of direct sunlight
Life time – best before in months	24
Health and Safety	Ensure sufficient extraction and ventilation during activities whereby fumes are release (f.i. heating the product)

HiQ Tape & Hytex




HiQ pre-cut / pre-printed



HiQ pre-cut



HiQ packing



HiQ colours

HiQ tape and Hytex are Thermal Transfer printable medias made for heavy industrial use. All three media come in kits consisting of 2 rolls of 50 meter label material and 1 ink ribbon (black colour) of 104 meters length. The width of the ink ribbon is in line with the tape width.

HiQ tape

HiQ tape is made out of a textile carrier on one side with a special finish for printing and on the other side a glue for heat sealing it to textile.

The tape is supplied as continuous for thermal transfer printers with a cutting device or pre-cut to size.

Standard colour of the tape is white and the ink ribbon black. The tape is also available in 8 colours: red, orange, yellow, pink, blue, green, high-visibility yellow and mint green.

Article Code	Size	N° of labels
HiQ30	30 mm continuous tape	
HiQ35	35 mm continuous tape	
HiQ40	40 mm continuous tape	
HiQ50	50 mm continuous tape	
HiQ60	60 mm continuous tape	
HiQ65	65 mm continuous tape	
HiQ70	70 mm continuous tape	
HiQ80	80 mm continuous tape	
HiQ825	82,5 mm continuous tape	
HiQ90	90 mm continuous tape	
HiQDC 7038	70 x 38 mm pre-cut tape	2.620 labels
HiQDC 8019	80 x 19 mm pre-cut tape	5.263 labels
HiQDC 8030	80 x 30 mm pre-cut tape	3.333 labels
HiQDC 8438	84 x 38 mm pre-cut tape	2.620 labels
HiQDC 9025	90 x 25 mm pre-cut tape	4.000 labels
HiQDC 9038	90 x 38 mm pre-cut tape	2.620 labels
HiQDC 9050	90 x 50 mm pre-cut tape	2.000 labels
HiQDC 9060	90 x 60 mm pre-cut tape	1.666 labels

Hytex

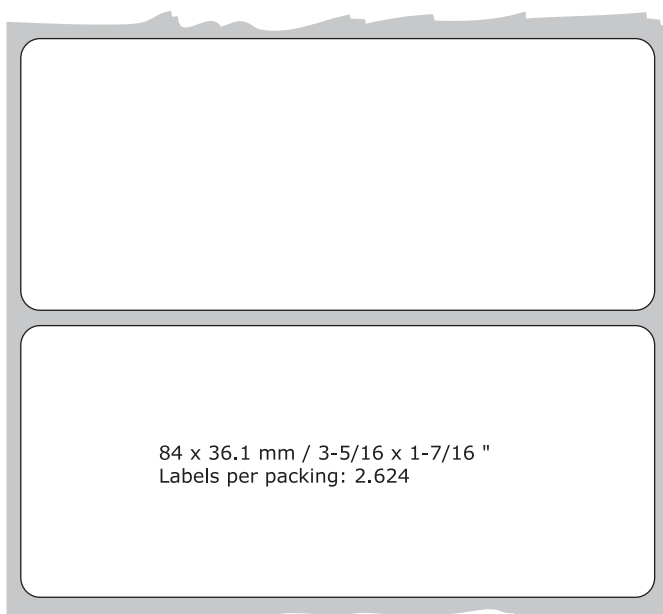
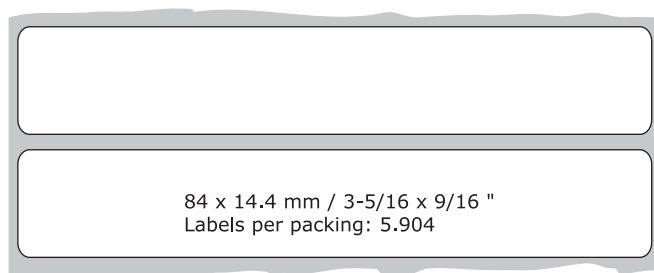

Hytex is a HiQ tape pre-cut to size on a paper carrier. The labels are self adhesive, that makes positioning easy, and heat sealable. See the next page for sizes.

Hytex is only available in white.



Pre-printing by silkscreen

HiQ pre-cut and Hytex can be supplied with a logo or a frame by silkscreen printing. The sensor in the thermal transfer printer controls the printing of additional names and job titles.

Hytex



Hytex



HiQ Tape & Hytex



Feature	Feature Description												
Application	Labelling textiles												
Article names	HiQ tape and Hytex pre-cut labels												
Description	Textile tape with double side coating, top Polyurethane for thermal transfer printing, bottom Polyurethane as thermoplast for heat sealing to textiles. HiQ tape is available as continuous tape and as perforated (pre-cut) tape. HiQ tape is supplied as a package with an ink ribbon to size.												
Colour	See colour card												
Sizes	See tables												
Packing	Box 2 rolls 50 metres + 1 inkribbon 104 metres width to size												
Shipping Weight	<table> <tr> <td>HiQ 40: 1650 g</td><td>Hytex 14*14.4: 2000 g</td></tr> <tr> <td>HiQ 50: 1965 g</td><td>Hytex 53*19 :2100 g</td></tr> <tr> <td>HiQ 60: 2435 g</td><td>Hytex 84*14.4: 3050 g</td></tr> <tr> <td>HiQ 70: 2800 g</td><td>Hytex 84*23.4: 4000 g</td></tr> <tr> <td>HiQ 80: 3080 g</td><td>Hytex 84*36.1: 4050 g</td></tr> <tr> <td>HiQ 90: 3430 g</td><td>Hytex 84*48.4: 4100 g</td></tr> </table>	HiQ 40: 1650 g	Hytex 14*14.4: 2000 g	HiQ 50: 1965 g	Hytex 53*19 :2100 g	HiQ 60: 2435 g	Hytex 84*14.4: 3050 g	HiQ 70: 2800 g	Hytex 84*23.4: 4000 g	HiQ 80: 3080 g	Hytex 84*36.1: 4050 g	HiQ 90: 3430 g	Hytex 84*48.4: 4100 g
HiQ 40: 1650 g	Hytex 14*14.4: 2000 g												
HiQ 50: 1965 g	Hytex 53*19 :2100 g												
HiQ 60: 2435 g	Hytex 84*14.4: 3050 g												
HiQ 70: 2800 g	Hytex 84*23.4: 4000 g												
HiQ 80: 3080 g	Hytex 84*36.1: 4050 g												
HiQ 90: 3430 g	Hytex 84*48.4: 4100 g												
Shipping Dimensions	165 mm x 165 mm x 145 mm 165 mm x 165 mm x 145 mm 165 mm x 165 mm x 195 mm 165 mm x 165 mm x 195 mm 165 mm x 165 mm x 195 mm 165 mm x 165 mm x 195 mm												
Sealing instructions	204 °C 14 sec 0,5 kg/cm ²												
Washability	95 °C												
Storage and Handling	Store in a cool dry place out of direct sunlight												
Life time – best before in months	12												
Health and Safety	Ensure sufficient extraction and ventilation during activities whereby fumes are released (f.i. heating the product)												

HiQ Clean



HiQ Clean

The HiQ series have been extended with HiQ-Clean. Tape from this range has a different adhesive layer, making it possible to apply the tape to barrier fabrics and similar synthetic materials. This includes specialist workwear in the microelectronics, pharmaceutical and nuclear industries.

This type of tape is also ideally suited for textiles in clean room environments. It is, however, not suitable for surgical clothing which is sterilized using an autoclave.

The tape is supplied with a G7 ink ribbon and is available in the following sizes:

Article Code	Size
HiQ40-CLEAN	40 mm
HiQ50-CLEAN	50 mm
HiQ60-CLEAN	60 mm
HiQ70-CLEAN	70 mm
HiQ80-CLEAN	80 mm
HiQ90-CLEAN	90 mm

HiQ Clean



Feature	Feature Description
Application	Labelling textiles
Article names	HiQ-Clean
Description	Label tape for thermal transfer printing for labelling textiles.
Colour	White
Sizes	40, 50, 60, 70, 80 and 90 mm
Packing	Box 2 rolls of 50 meter + 1 ink ribbon of 104 meters width to size
Shipping Weight	40 mm – 1650 gr 50 mm – 1965 gr 60 mm – 2435 gr 70 mm – 2800 gr 80 mm – 3080 gr 90 mm – 3430 gr
Shipping Dimensions	165 mm x 165 mm x 145 mm 165 mm x 165 mm x 145 mm 165 mm x 165 mm x 195 mm 165 mm x 165 mm x 195 mm 165 mm x 165 mm x 195 mm 165 mm x 165 mm x 195 mm
Sealing instructions	204 °C 14 sec 0,5 kg/cm ²
Washability	95 °C
Storage and Handling	Store in a cool dry place out of direct sunlight
Life time – best before in months	12
Health and Safety	Ensure sufficient extraction and ventilation during activities whereby fumes are released (f.i. heating the product)

CombiTex/CombiPly



CombiTex is a Thermal Transfer printable tape especially developed for marking clothing and other personal textile items in a nursing home or elderly home.

The tape stands up to a regular ironer (calender) process, max. 195 °C.

Ink ribbon H8 is used in combination with CombiTex for optimal results. The ink ribbon is normally supplied with INK IN.

CombiPly is CombiTex tape with a self-adhesive layer, this label can be positioned onto the garment without curling or moving.

CombiTex is available in various widths continuous tape (to be used in a printer with a cutting device).

CombiPly is available in various pre-cut sizes.

It is packed in kits containing; 2 rolls of 50 meters media and 1 ink ribbon of 104 meters.

Article code	Size	Number of labels
COMBITEX 40	40 mm continuous tape	
COMBITEX 50	50 mm continuous tape	
COMBITEX 60	60 mm continuous tape	
COMBITEX 70	70 mm continuous tape	
COMBITEX 80	80 mm continuous tape	
COMBITEX 90	90 mm continuous tape	
COMBIPLY 3812	38 x 12 mm pre-cut tape	6.560 labels
COMBIPLY 4114	41 x 14 mm pre-cut tape	5.096 labels
COMBIPLY 6312	63 x 12 mm pre-cut tape	6.560 labels
COMBIPLY 8414	84 x 14 mm pre-cut tape	5.902 labels
COMBIPLY 8423	84 x 23 mm pre-cut tape	3.936 labels
COMBIPLY 8448	84 x 48 mm pre-cut tape	1.968 labels

CombiTex/CombiPly

Feature	Feature Description
Application	Labelling textiles
Article names	CombiTex tape/CombiPly
Description	Label tape for thermal transfer printing for labeling residents personal wear in nursing homes / elderly homes. The tape will stand up to ironing in most cases. The tape is supplied as pre-cut tape or as continuous tape and is available in various sizes. CombiPly is CombiTex tape with a self-adhesive layer.
Colour	White
Sizes	See tables
Packing	Box 2 rolls 50 metres + 1 inkribbon 104 metres width to size
Shipping Weight	COMBITEX 40 1215 g COMBIPLY 3812 1378 g COMBITEX 50 1440 g COMBIPLY 4114 2022 g COMBITEX 60 1800 g COMBIPLY 6312 1256 g COMBITEX 80 1900 g COMBITEX 90 2040 g
Shipping Dimensions	165 mm x 165 mm x 145 mm 165 mm x 165 mm x 145 mm 165 mm x 165 mm x 195 mm
Sealing instructions	COMBITEX 204 °C 14 sec 0,5 kg/cm ² COMBIPLY 204 °C 14 sec 0,5 kg/cm ²
Washability	95 °C
Storage and Handling	Store in a cool dry place out of direct sunlight
Life time – best before in months	12
Health and Safety	Ensure sufficient extraction and ventilation during activities whereby fumes are released (f.i. heating the product)

Mediron



Mediron is a Thermal Transfer printable tape especially developed for marking clothing and other personal textile items in a nursing home or elderly home.

The tape stands up to a regular ironer (calendar) process, max. 185°C.

Ink ribbon H8 is used in combination with Mediron for optimal results.


Mediron is available in various pre-cut sizes and various widths continuous tape (to be used in a printer with a cutting device). It is packed in kits containing; 2 rolls of 50 meters media and 1 ink ribbon of 104 meters.

Article code	Size	Number of labels
MED40	40 mm continuous tape	
MED50	50 mm continuous tape	
MED60	60 mm continuous tape	
MED80	80 mm continuous tape	
MED82	82 mm continuous tape	
MED88	88 mm continuous tape	
MED 3812	38 x 12,7 mm pre-cut tape	7.874 labels
MED 4116	41 x 16 mm pre-cut tape	6.300 labels
MED 6312	63 x 12,7 mm pre-cut tape	7.874 labels

Mediron

Feature	Feature Description
Application	Labelling textiles
Article names	Mediron tape
Description	Label tape for thermal transfer printing for labelling residents personal wear in nursing homes / elderly homes. The tape will stand up to ironing in most cases. The tape is supplied as pre-cut tape or as continuous tape and is available in various sizes.
Colour	White
Sizes	See tables
Packing	Box 2 rolls 50 metres + 1 inkribbon 104 metres width to size
Shipping Weight	MED 40 1050 g MED 3812 1378 g MED 50 1175 g MED 4116 2022 g MED 60 1300 g MED 6312 1256 g MED 82 2000 g
Shipping Dimensions	165 mm x 165 mm x 145 mm 165 mm x 165 mm x 145 mm 165 mm x 165 mm x 195 mm
Sealing instructions	204 °C 12 sec 0,5 kg/cm²
Washability	95 °C
Storage and Handling	Store in a cool dry place out of direct sunlight
Life time – best before in months	24
Health and Safety	Ensure sufficient extraction and ventilation during activities whereby fumes are released (f.i. heating the product)

Med-Low



Med-Low is a special developed label tape for the use in a thermal transfer printer.

Almost all temperature sensitive garments and fabrics can be labeled with Med-Low due to the special properties of the low melt adhesive.

This special adhesive enables you to label the fabrics without leaving an imprint.

Med-Low labels can be washed at 40 °C.

Med-Low is available in various pre-cut sizes and various widths continuoustape (to be used in a printer with a cutting device). It is packed in kits containing; 2 rolls of 50 meters media and 1 ink ribbon of 104 meters (H8 type).

Article code	Size	Number of labels
Med-Low40	40 mm continuous tape	
Med-Low50	50 mm continuous tape	
Med-Low80	80 mm continuous tape	
Med-Low 3812	38 x 12,7 mm pre-cut tape	7.874 labels
Med-Low 4116	41 x 16 mm pre-cut tape	6.300 labels

Med-Low

Application	Labelling textiles
Article names	Med-Low tape
Description	Label tape for thermal transfer printing specifically developed for low temperature application on sensitive fabrics.
Colour	White
Sizes	See tables
Packing	Box 2 rolls 50 metres + 1 inkribbon 104 metres width to size
Shipping Weight	Med-Low40 1050 g Med-Low50 1175 g Med-Low80 2000 g
Shipping Dimensions	165 mm x 165 mm x 145 mm 165 mm x 165 mm x 145 mm 165 mm x 165 mm x 195 mm
Sealing instructions	Ironer: set to "wool", iron for 45 seconds Heat seal machine: 130 °C for 14 seconds at 0.5 - 1 kg/cm ²
Washability	40 °C
Storage and Handling	Store in a cool dry place out of direct sunlight
Life time – best before in months	24
Health and Safety	Ensure sufficient extraction and ventilation during activities whereby fumes are released (f.i. heating the product)

FasTag



FasTag is a thin, flexible material made of polyurethane components, applied to a carrier for easy handling. The product is developed to be printed with our HiQ thermal transfer printers. FasTag is especially developed for labeling garments in healthcare and personalizing garments in nursing homes/elderly homes.

The tape does not withstand a regular ironer (calendar) process.

Ink ribbon G7 is used in combination with FasTag for optimal results. The ink ribbon is normally supplied with INK OUT.

FasTag is available in various pre-cut sizes and continuous tape (to be used in a printer with a cutting device). It is packed in kits containing 2 rolls of 50 meters media and 1 ink ribbon of 104 meters.



Article code	Size	Number of labels
FasTag 30	30 mm continuous tape	
FasTag 40	40 mm continuous tape	
FasTag 50	50 mm continuous tape	
FasTag 60	60 mm continuous tape	
FasTag 70	70 mm continuous tape	
FasTag 90	80 mm continuous tape	
FasTag 4114	41 x 14,4 mm pre-cut tape	5.096 labels
FasTag 5319	53 x 19 mm pre-cut tape	4.592 labels
FasTag 6312	63 x 12,7 mm pre-cut tape	6.560 labels
FasTag 8423	84 x 23,4 mm pre-cut tape	3.936 labels
FasTag 8436	84 x 36 mm pre-cut tape	2.624 labels
FasTag 9048	90 x 48 mm pre-cut tape	1.968 labels

FasTag

Feature	Feature Description
Application	Labelling textiles
Article names	FasTag
Description	Label tape for thermal transfer printing for labeling garments in healthcare and personalizing garments in nursing homes/elderly homes. The tape is supplied as pre-cut tape and is available in various sizes.
Colour	White
Sizes	41 x 14,4 mm (5.906 labels in 1 package) 53 x 19 mm (4.592 labels in 1 package) 63 x 12,7 mm (6.560 labels in 1 package) 84 x 23,4 mm (3.936 labels in 1 package) 84 x 36 mm (2.624 labels in 1 package), with perforation after each label. 30, 40, 50, 70 and 90 mm width continuous tape
Packing	Box 2 rolls of 50 meters + 1 ink ribbon 104 meters width to size.
Sealing instructions	195 - 204 °C 15 - 10 seconds 0,5 kg/cm ² 4 to 5 bar
Washability	95 °C
Storage and Handling	Store in original packing in a cool dry place out of direct sunlight.
Life time – best before in months	12
Health and Safety	Ensure a sufficient amount of fresh air when there is a risk of release of fumes, for instance when heating the product.

Care label tape



Care labels are available in the following variations:

Care label 1 – Nylon taffeta

A strong and flexible care label that can be printed on two sides.

Care label 3 – Extra strong taffeta

This heavier type of care label is especially suitable for work clothing and other textiles where industrial washing is required such as overalls, curtains and even horse blankets. This type of care label also offers a solution for dry cleaners. After frequent washing, a care label type 3 retains its high quality print. Printable on one side.

All 3 types of care labels can be printed by using the combination of the HiQ-MACH4.3 printer and a G7 ink ribbon.

Care label tape

Feature	Feature Description
Application	Labelling textiles
Article names	Care label
Description	Label tape for thermal transfer printing for labelling textiles.
Colour	White
Packing	One roll of 100 meter
Shipping weight	Care label 1 30 mm - 225 gr Care label 1 40 mm - 300 gr Care label 1 50 mm - 375 gr Care label 3 30 mm - 525 gr Care label 3 40 mm - 700 gr Care label 3 50 mm - 875 gr
Washability	care label tape 1 and 2 60°C care label tape 3 90°C
Storage and Handling	Store in a cool dry place out of direct sunlight
Life time – best before in months	24
Health and Safety	-

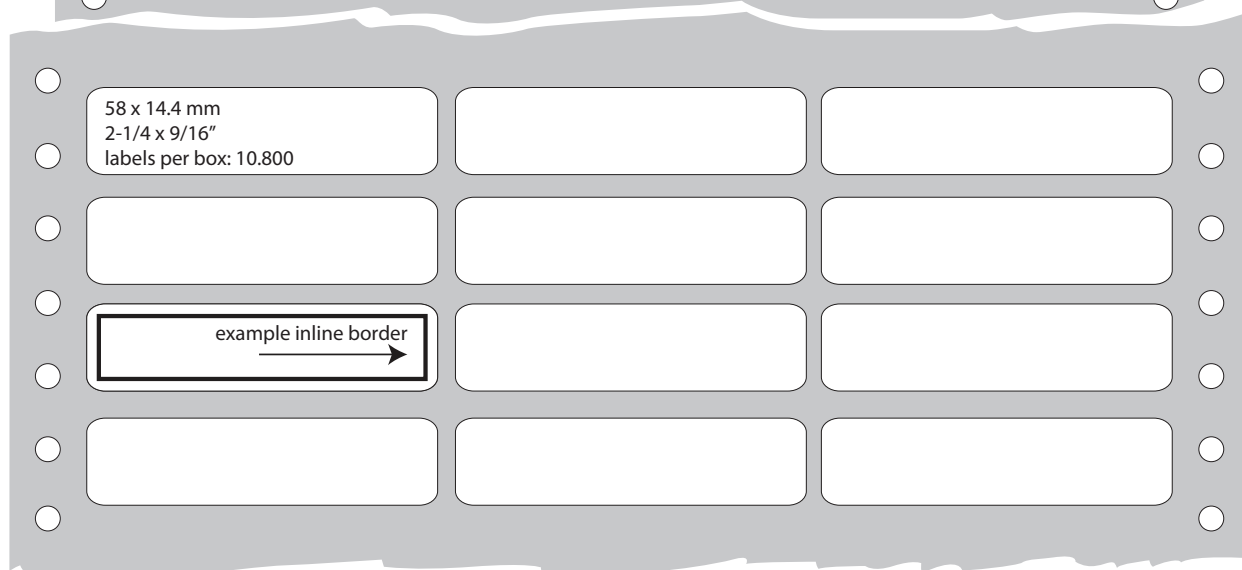
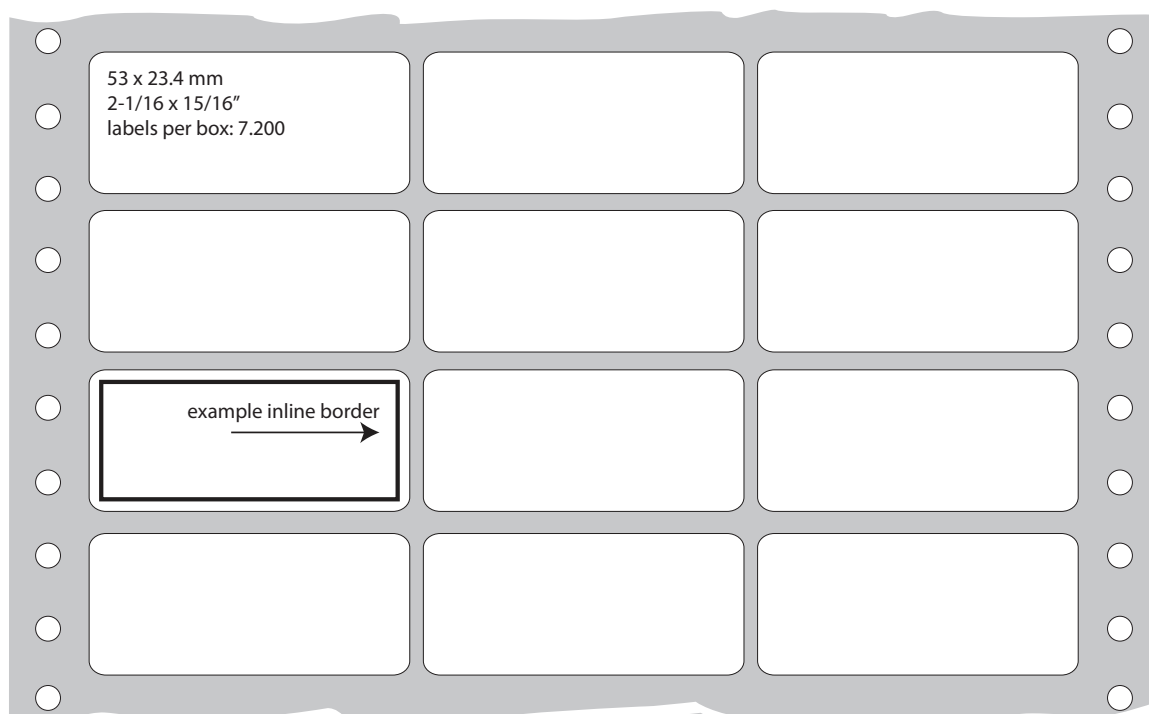
Plytex®



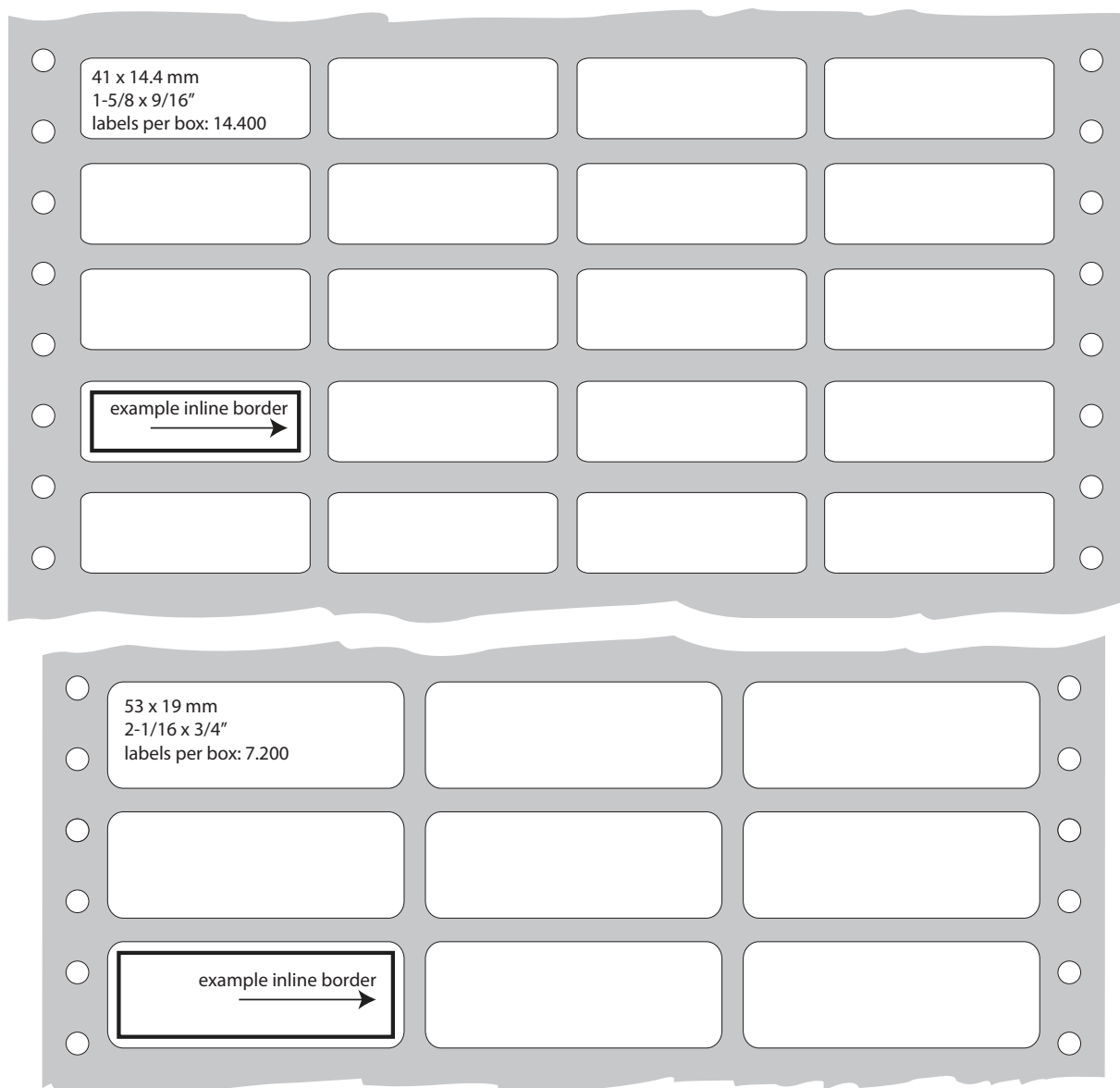
Plytex labels are textile labels on a fan fold form made out of 600 quality fabric with a Polyurethane coating and a Pressure sensitive adhesive to hold the labels on the form.

Plytex is supplied in various sizes and can be printed with a flatbed dot matrix printer like the Epson LQ-680.

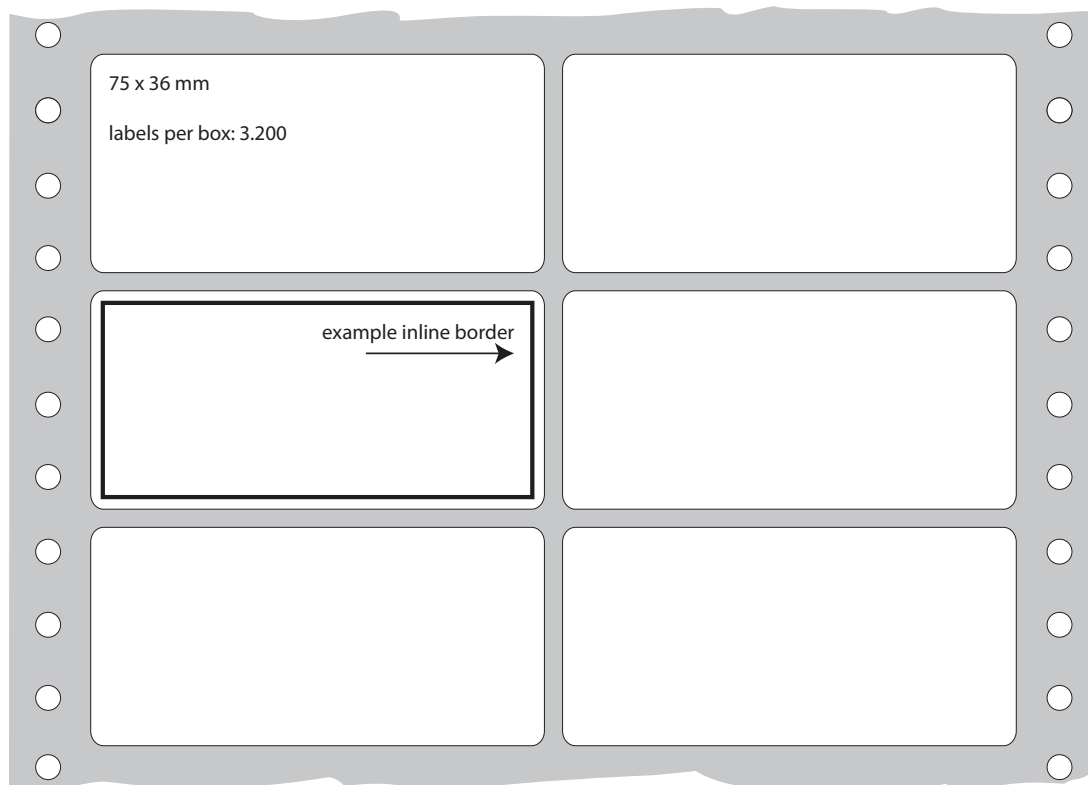
Plytex labels can be supplied with a silk screen pre-printing.




Plytex[®]




Plytex®




Plytex[®]



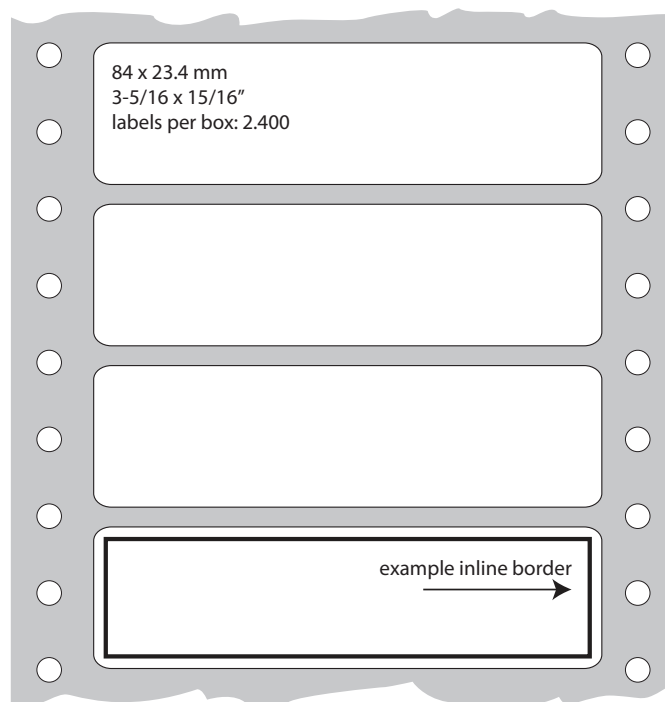
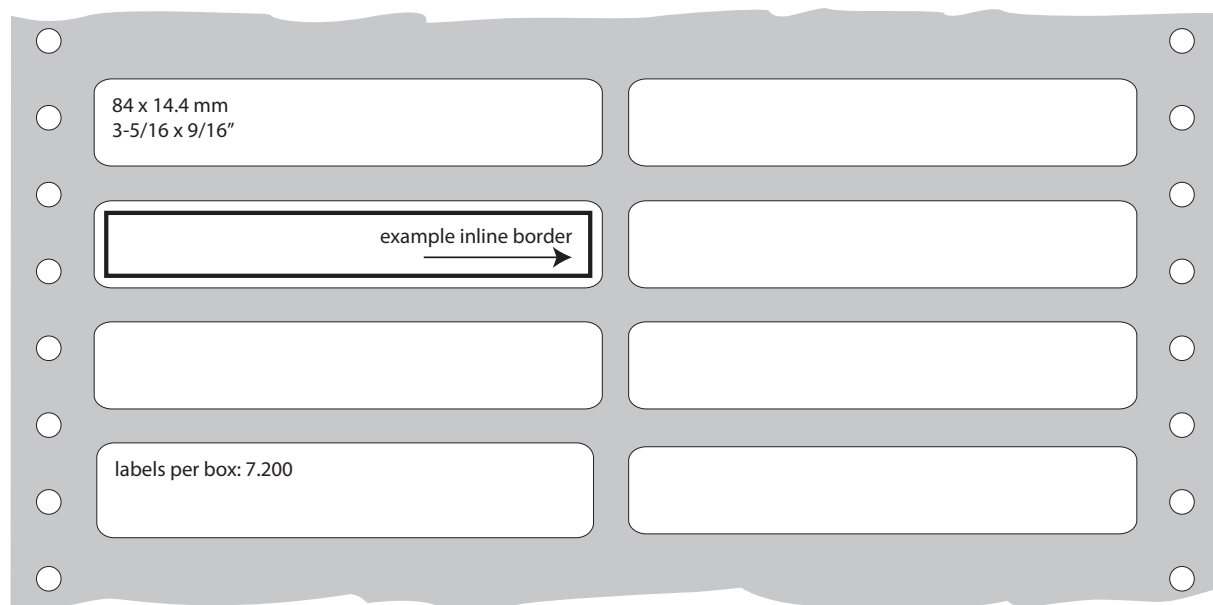
Plytex®




Plytex®



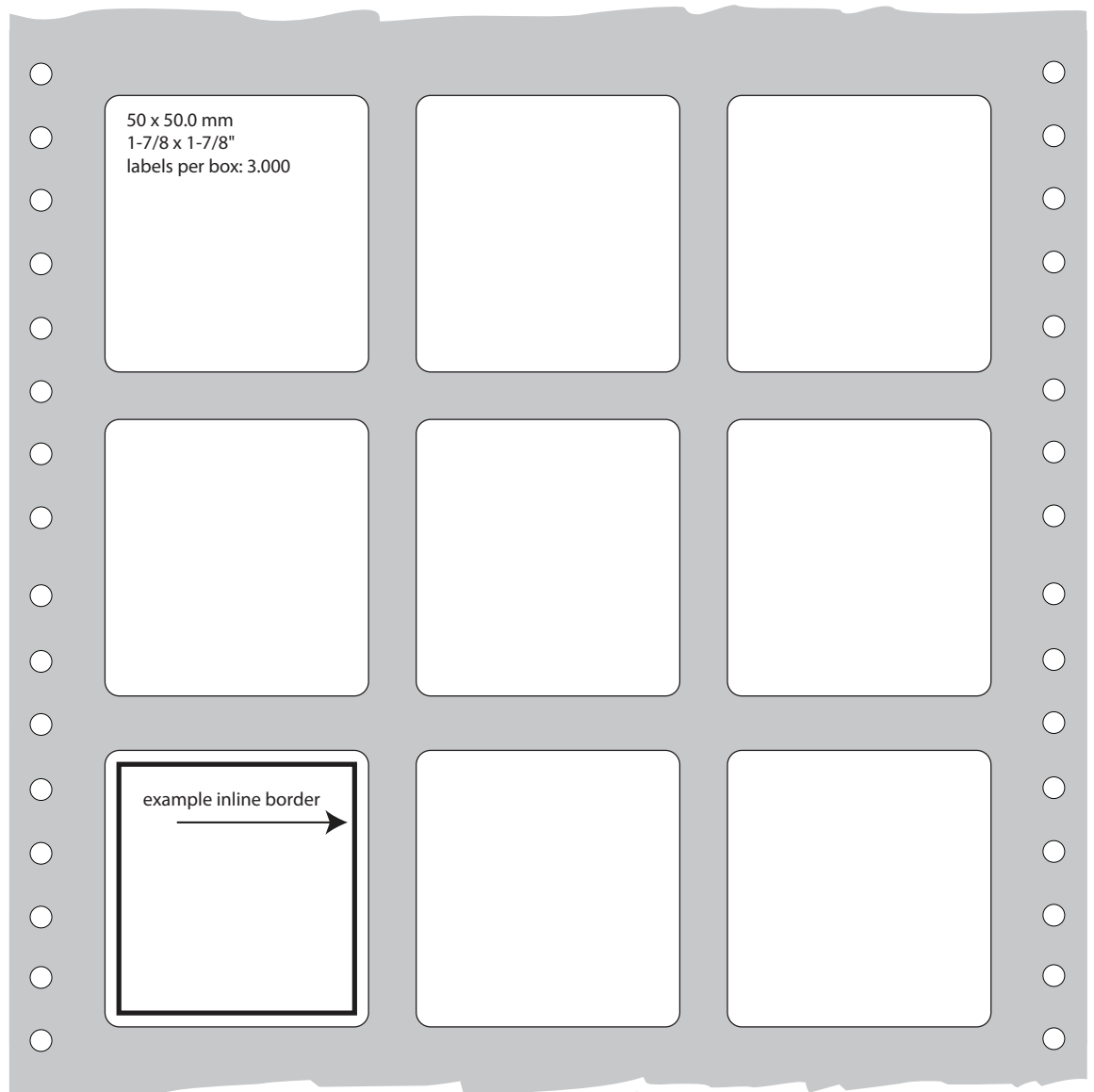
Plytex®



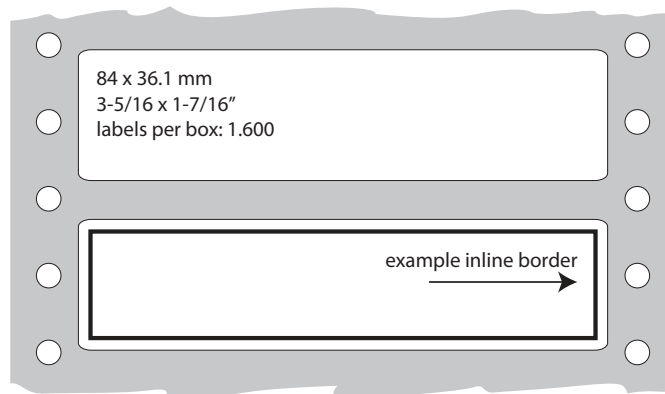

Plytex®



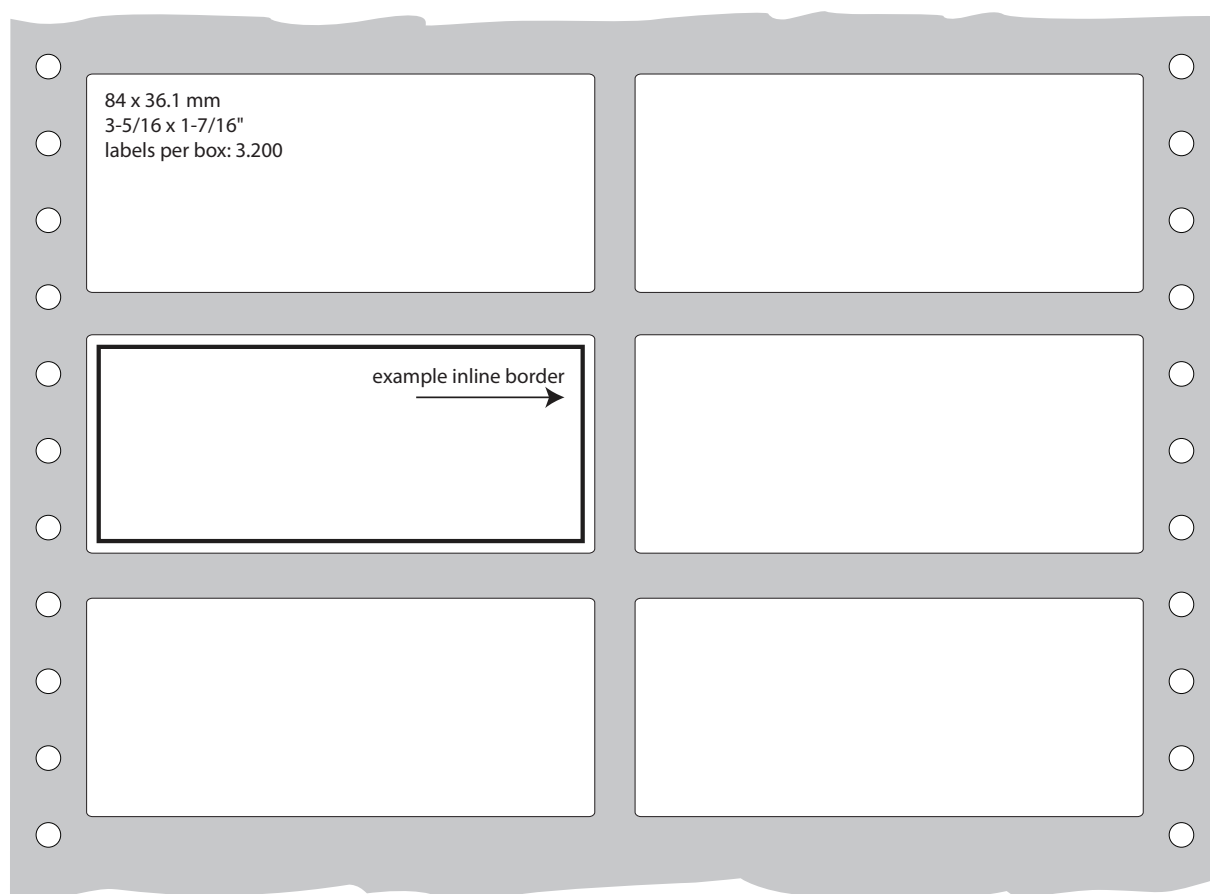
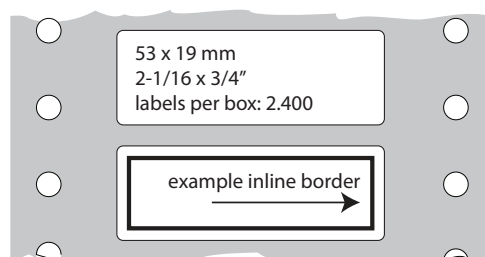
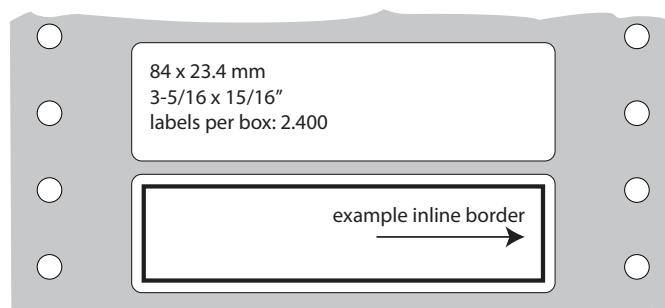
Plytex®



Plytex®



Plytex®



Feature	Feature Description
Application	Labelling textiles
Article names	Plytex®
Description	Polyester / cotton textile tape with transparent heat seal coating (601 with white coating for barcode use, high contrast) and PSA (pressure sensitive adhesive) for easy positioning. Labels are on a silicon backing paper fanfolded with pin feed for use with a impact printer (dot matrix) like the Epson LQ-680 in combination with label printing software like Make Your Mark.
Colour	White
Sizes	See tables
Packing	Box, 200 sheets fanfold
Shipping Weight	"1 column: 2250 g more columns: 4065 g"
Shipping Dimensions	330 mm x 230 mm x 90 mm
Sealing instructions	204 °C 14 sec 0,5 kg/cm ²
Washability	95 °C
Storage and Handling	Store in a cool dry place out of direct sunlight
Life time – best before in months	24
Health and Safety	Ensure sufficient extraction and ventilation during activities whereby fumes are released (f.i. heating the product)

Thermo-Seal® Tape

Thermo-Seal® marking tape for temporary marking machines like the Thermoseal Y-120 series, Y-130 Rabbit, Y-140 series, Y-151, Y-300, Bunny T6 and Bunny T-12.

The tape is available in various colours and two widths.

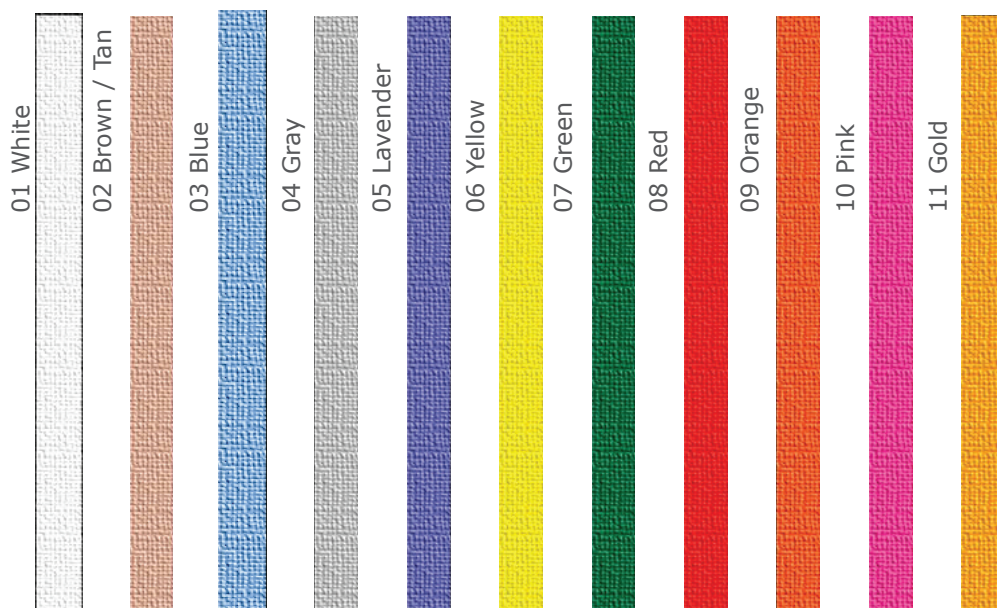
THESL4635xx 1/4" wide

THESL8635xx 1/2" wide (Bunny T12 and Y-300)

Where xx is the colour see colour chart.

Length per roll 120 Ft (36 meters).

Packed per 6 of one colour.



Colours shown will vary from the original colours.

Thermo-Seal® Tape

Application	Labelling textiles
Article names	Thermoseal tape
Description	
Colour	Various
Sizes	1/4" (4635) and 1/2" (8635) width
Packing	Per 6 rolls, shrink-wrapped
Shipping Weight	Various
Shipping Dimensions	Various
Sealing instructions	175 °C 2,7 - 4,5 sec 0,5 kg/cm ²
Washability	95 °C
Storage and Handling	Store in a cool dry place out of direct sunlight
Life time – best before in months	24
Health and Safety	Ensure sufficient extraction and ventilation during activities whereby fumes are released (f.i. heating the product)

Die Cut Tape & Continuous Label Tape

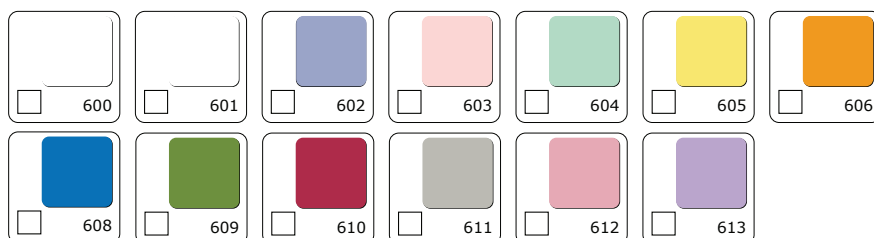


Computer marking tapes like Die Cut or Continuous label tape are made out of the 600-series tapes and come in various colors and sizes. Die Cut tapes are available on 50 metre rolls, Continuous Label Tapes are also available on 25 metre rolls for application in the Minilogic MLE Marking system.

The labels can be pre-printed by silkscreen printing.

All the sizes are supported by the software program Make Your Mark that enables you to make quick and easy labels that you require.

Die Cut tape runs best through a flatbed printer like the Epson LQ-690 and Continuous label tapes are especially suited for the Minilogic marking systems.



Die Cut Tape Sizes

Size in mm	Columns	Label per roll
39 x 8.5	2	12.500
39 x 12.5	2	8.000
63 x 13	1	3.840
82 x 13	1	3.840
82 x 17	1	2.940
82 x 25	1	2.000
82 x 32	1	1.560
82 x 38	1	1.310
82 x 42	1	1.190
82 x 44.5	1	1.120
82 x 60	1	830
100 x 50	1	1.000

Continuous Label tape

width in mm / 25 m
50
60
82
88

Die Cut Tape & Continuous Label Tape

Application	Labelling textiles
Article names	Label tape, Die cut tape, Minilogic tape, Patches
Description	Polyester / cotton textile tape with transparent heat seal coating (601 with white coating for barcode use, high contrast)
Colour	See colour card
Sizes	See tables
Packing	Per roll shrink-wrapped
Shipping Weight	1350 g for 50 m 675 g for 25 m
Shipping Dimensions	approx. Ø 140 mm x 105 mm
Sealing instructions	204 °C 12 sec 0,5 kg/cm ²
Washability	95 °C
Storage and Handling	Store in a cool dry place out of direct sunlight
Life time – best before in months	24
Health and Safety	Ensure sufficient extraction and ventilation during activities whereby fumes are released (f.i. heating the product)

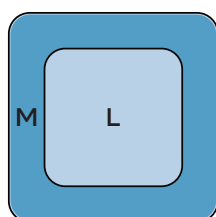
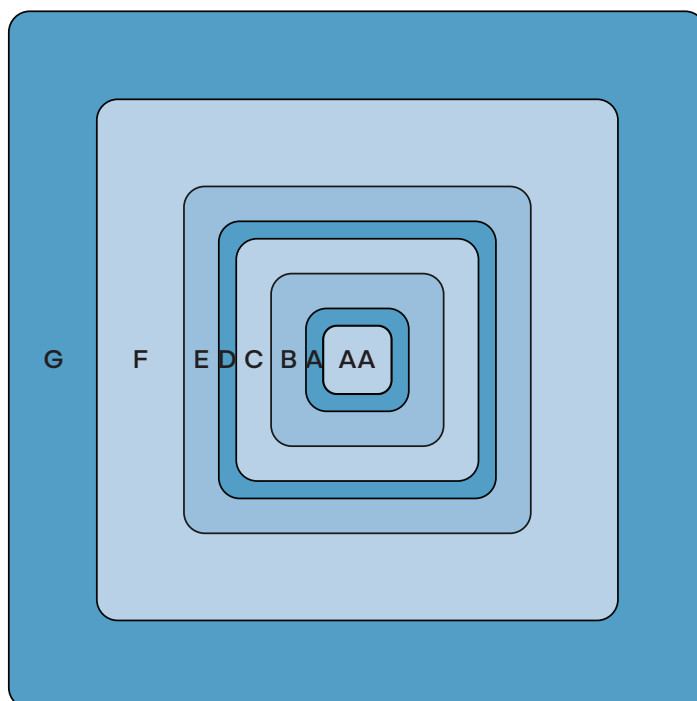
Patch Material

Our range of textile repair material with our 70 different fabrics is available in rolls and pre-cut patches.

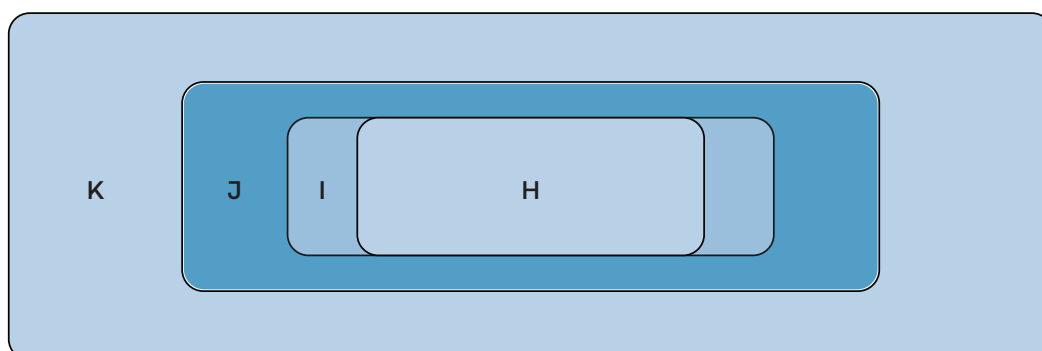
On the colour card on the website you can see what kind of fabric and in what colours we supply this product.

A patchbox with actual textile patches is available on demand.
















Code	mm	
A	15 x 15	<input type="checkbox"/>
B	25 x 25	<input type="checkbox"/>
C	35 x 35	<input type="checkbox"/>
D	40 x 40	<input type="checkbox"/>
E	50 x 50	<input type="checkbox"/>
F	75 x 75	<input type="checkbox"/>
G	100 x 100	<input type="checkbox"/>
H	20 x 50	<input type="checkbox"/>
I	20 x 70	<input type="checkbox"/>
J	30 x 100	<input type="checkbox"/>
K	50 x 150	<input type="checkbox"/>
L	20 x 20	<input type="checkbox"/>
M	30 x 30	<input type="checkbox"/>
AA	10 x 10	<input type="checkbox"/>

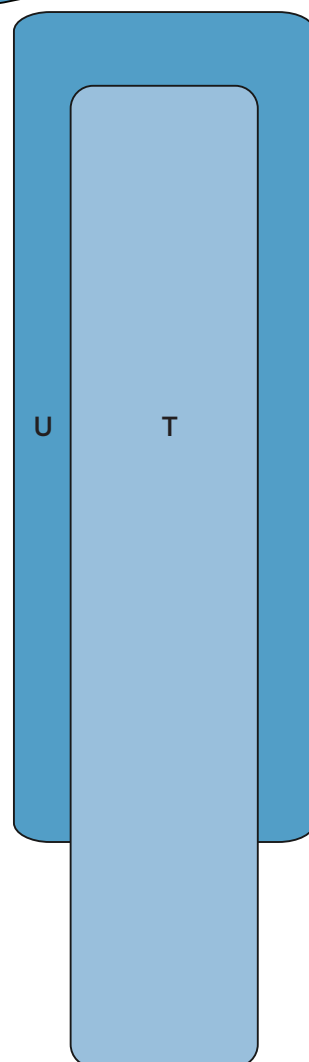
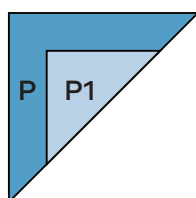
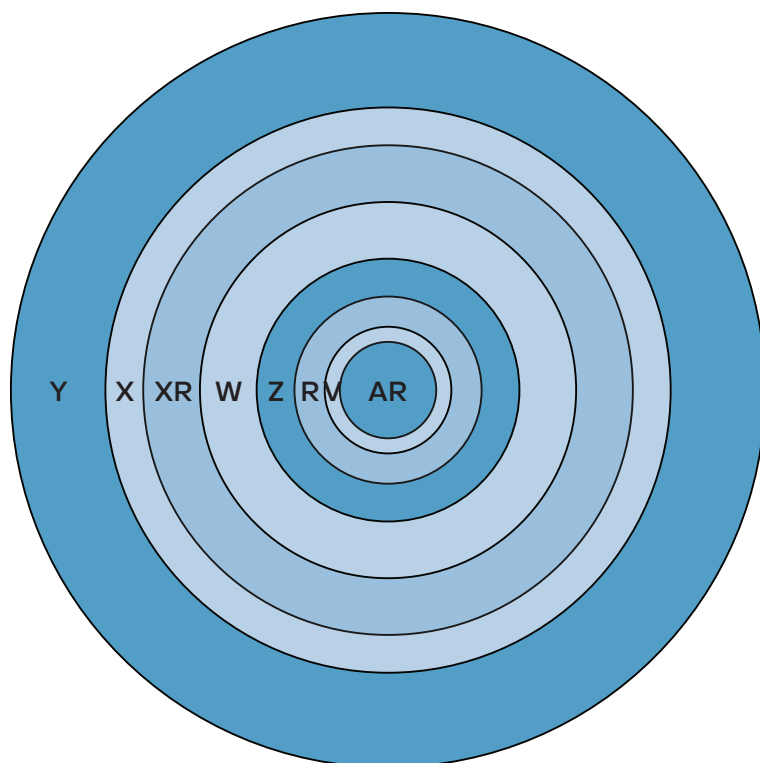


Rolls of 50 mtr length, width from 10-1400 mm

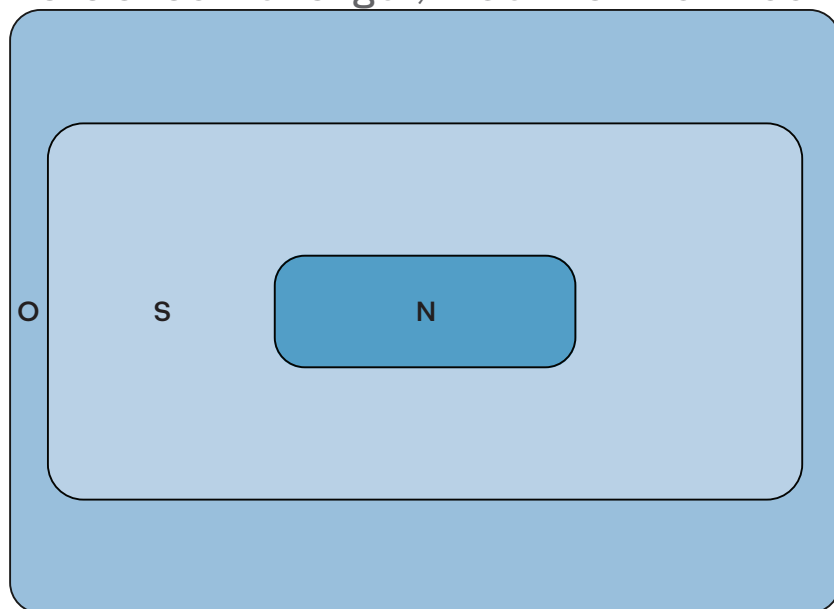


Patch Material

Code	mm	
O	80 x 110	
P	25 x 25 x 25	
P1	15 x 15 x 15	
R	25	
S	50 x 100	
T	25 x 130	
U	40 x 110	
V	17	
W	50	
X	75	
Y	100	
Z	35	
N	15 x 40	
AR	13	
XR	65	



Rolls of 50 mtr length, width from 10-1400 mm




Patch Material

POLYESTER COTTON SHIRTING



205
black




210
yellow




214
sky blue



235
steel blue



236
bottle green



237
navy blue




250
hospital green


POLYESTER COTTON TWILL



204
white




206
beige




207
grey



208
dark grey



209
navy blue



215
blue



216
royal blue




217
dark royal blue



219
bordeaux



220
red




221
graphite grey




223
orange

Patch Material



226
bottle green




229
brown



231
steel blue



232
ivory



233
yellow




234
hi-vis yellow




238
hi-vis orange



239
black



240
purple




273
light grey



274
mint green



275
grass green




278
sky blue

COTTON SHIRTING



001
white

COTTON TWILL




019
dark royal blue

Patch Material


600 MARKING TAPE




600
white




601
white white glue



602
sky blue



603
light pink



604
mint green




605
yellow




606
orange




609
grass green




610
red




611
grey




612
dark pink



615
print red striped




616
print blue striped




617
print green
striped

Patch Material

HIQ MARKING TAPE



01
white




04
green mint



05
yellow



09
green grass



10
red




18
high vis yellow



22
blue sky




26
orange




33
pink

SPECIALS



















520
polyester white



910 FR
Aramid


USA qualities mending materials are available through Thermopatch Corporation or back to back through Thermopatch Europe. For sizes and prizes please contact your sales representative.










SHIRT WEIGH 65/35 Poplin	
	
700 Choc. Brown	701 White
	
702 Lt. Blue	703 Lt. Tan
	
704 Sterling	706 Graphite
	
708 Petrol Blue	709 Lagoon Green
	
713 Spruce Green	715 Navy
	
716 Postman Blue	719 Charcoal
	
728 Bright Red	

SPUN POLY

770 White

771 Tan

772 Graphite

773 Blue

774 Navy








PANT WEIGHT 65/35 Twill			
			
601 White	602 Graphite	603 Postman Blue	604 Spruce Green
			
605 Charcoal	606 Brown	607 Navy	608 Khaki
			100% Cotton Miscellaneous 
610 Electric Blue	612 Black	670 Orange	
100% Cotton Twill 			100% Cotton Herringbone Twill 
	037 Postman Blue	038 Navy	
			
045 White	054 Gulf Lt. Blue	057 Spruce Green	023 Fisher Cloth

FLAME RETARDANT 100% Cotton		
		
811 Shirting Navy	822 Visual Orange	823 Royal Blue
		
913 Visual Green		
Indura Ultra Soft 88% Cotton 12% Nylon	Oasis	Vinex
		
941 Lt. Blue 5.5 oz.	824 Med. Blue 7.5 oz.	829 Lt. Blue 6 oz.
		
942 Navy 9 oz.	826 Navy 10 oz.	830 Navy 8.5 oz.

GLOVE MENDING	
	
055 Simulated Leather	058 65/35 Leather Grey
	
059 100% Cotton Drill Unbleached Lt.Wt.	082 Unbleached Terry

Patch Material USA Qualities

BARRIER CLOTH			100% Polyester	50/50	ESD	Taffeta
						
931 Yellow (Dark) Conductive	932 C3 White Conductive	934 White Non-Conductive		925 Barbac/Misty Blue	943 Navy	945 White
						
935 Yellow Non-Conductive	949 C3 Navy	950 C1 Royal Blue		926 Misty Green	944 White	946 Navy
Baxter				Herringbone		
		936 Blue Safecare			947 White	
					Microdenier	
						948 Navy

SHEETING		Cotton	Percale	
				
002 White Type 140	060 Misty Green Type 140		088 Red	097 Yellow
				
084 Jade Green Type 140			751 White	089 Black

MISCELLANEOUS	
	
817 Sleep-Knit White	818 Incontinent Pink
	
819 Incontinent Blue	820 Incontinent Mint Green Satinlite

Linen

MOMIE

100% Polyester

660 White

Patch Materials General

Application	Repairing textiles by heat seal technology
Article names	Patches and repair rolls
Description	Textiles coated with Polyurethane and cut to size
Colour	See colour card
Sizes	See tables
Packing	Patches packed in a box, see table for quantities. Repair materials per roll are shrink-wrapped.
Shipping Weight	Various
Shipping Dimensions	Various
Sealing instructions	204 °C 12 sec 0,5 kg/cm ²
Washability	95 °C
Storage and Handling	Store in a cool dry place out of direct sunlight
Life time – best before in months	24
Health and Safety	Ensure sufficient extraction and ventilation during activities whereby fumes are released (f.i. heating the product)






Ink Cassettes

Model /Article code	Picture	Suitable for	Colour
INKCACIST		Minilogic with C 310 printer / Autoseal	Black
INKCACIDCR RC0310-15		Minilogic with C 310 printer / Autoseal	Black
INKCAERC38-L		Epson POS TM-300	Black
INKCALC10 RC1000-15		Star LC-10/20/100	Black
INKCALC2410 RC2410-24		Star LC-7211 / 8211 / Thermoseal Y-151 / Y-300	Black
INKCALQ590		Pentade	Black
INKCALQ680		Epson LQ-680 (Plytex® system)	Black
INKCALQ690		Epson LQ-690 (Plytex® system)	Black
INKCAMX80 RC0800-15		Epson MX/LX/FX 80, Minilogic E	Black
INKCARABBIT		Thermoseal Y-130 Rabbit	Black
INKCAY140 RC0140-15		Thermoseal Y-140 / A/ B Rabbit, Bunny T6 and T12	Black
INKCAY140-24 RC0140-24		Thermoseal Y-140 / A/ B Rabbit, Bunny T6 and T12	Black
INKCASP800		Seikosha SP-800 / 2000	Black

Ink Cassettes

Application	Ink ribbon cassettes for impact (dot matrix) printers
Article names	Ink cassette
Description	
Colour	Black
Sizes	
Packing	Per piece in a box
Shipping Weight	Various
Shipping Dimensions	Various
Sealing instructions	N/A
Storage and Handling	Store in a cool dry place out of direct sunlight
Life time – best before in months	6
Health and Safety	N/A

Ink Ribbons and Liquid Ink

Model /Article code	Picture	Suitable for	Colour
INKW510 10 characters		Perm-A-Rite 10 / Y-850 / Y-920	Black
INKW516 16 characters		Perm-A-Rite 16	Black
INKW706 6 characters	No picture	Ribbon-Rite 6	Black indelible
INKW710 10 characters		Ribbon-Rite 10 / Perm-A-Rite 10	Black indelible
INKW716 16 characters		Perm-A-Rite 16	Black indelible
INKSP1022		Thermoseal Y-120 series / Tag-O-Matic	Black
INKB-1	No picture	Liquid ink for Perm-A-Rite / Natmar LP-10 8 oz / 230cc e	Black

Ink Ribbons and Liquid Ink

Feature	Feature Description
Application	Ink ribbon for Perm-A-Rite, Tag-O-Matic, Thermoseal Y-126 textile marking machines
Article names	W-ribbons
Description	
Colour	Black
Sizes	W-ribbons 50 foot
Packing	"W-ribbons per 6 in a box shrink wrapped 1022 per 3 in a tube"
Shipping Weight	Various
Shipping Dimensions	Various
Sealing instructions	N/A
Storage and Handling	Store in a cool dry place out of direct sunlight
Life time – best before in months	6
Health and Safety	N/A

Ink Ribbons HiQ

Model /Article code	Picture	Type	Colour	Ink Inside / Outside	Size Width mm x Length M
INKTT		D4	Black	Out	92 x 104
INKTT USA DCR		E5	Black	Out	110 x 104
INKTT DCR		F6	Black	Out	92 x 104
INKTT G7 55		G7	Black	Out	55 x 104
INKTT G7		G7	Black	Out	92 x 104
INKTT G7 45		G7	Black	Out	45 x 104
INKTT G7 62		G7	Black	Out	62 x 104
INKTT G7 82		G7	Black	Out	82 x 104
INKTT G7 110		G7	Black	Out	110 x 104
INKTT H8 50		H8	Black	Out	50 x 104
INKTT H8 50		H8	Black	In	50 x 104
INKTT H8 80		H8	Black	In	80 x 104
INKTT H8 92		H8	Black	Out	92 x 104
INKTT H8		H8	Black	Out	110 x 104
INKTT H8 GREEN		H8	Green	Out	90 x 104
INKTT H8 RED		H8	Red	Out	90 x 104
INKTT H8 BLUE		H8	Blue	Out	90 x 104
INKTT ZEBRA		D4	Black	Out	106 x 50

Ink Ribbons HiQ

Feature	Feature Description
Application	Ink ribbon for Thermal Transfer printers (HiQ-1, 2, a3, a4+ and E4)
Article names	Thermal transfer ink ribbons
Description	
Colour	Black
Sizes	Various
Packing	per piece shrink-wrapped
Shipping Weight	Various
Shipping Dimensions	Ø 50 mm x 70 mm Ø 55 mm x 60 mm Ø 60 mm x 90 mm
Sealing instructions	N/A
Storage and Handling	Store in a cool dry place out of direct sunlight
Life time – best before in months	12
Health and Safety	N/A

Thermark C-Ribbon

Thermark C-Tape

Ink ribbon for the Perm-A-Print series, DP-2000, DP-2000-T and DP-Junior, available in various colours and sizes.

Width in inches	Article code	Length in meters	Packed per
1	THEC10xx	61	6
2	THEC20xx	61	3
3	THEC30xx	61	2
4	THEC40xx	61	2

Where xx indicates the colour.



01 White

03 Dark Blue

05 Gray

07 Yellow

08 Green

09 Red

11 Orange

15 Black

16 Light Blue

17 Medium Blue

22 Ultra Violet

Thermark C-Ribbon

Application	Marking textiles												
Article names	Thermark C-tape, C-tape												
Description													
Colour	Various												
Sizes	1" ,2" , 3" and 4" (61 metres length)												
Packing	C-10 6 rolls shrink-wrapped C-20 3 rolls shrink-wrapped C-30 2 rolls shrink-wrapped C-40 2 rolls shrink-wrapped												
Shipping Weight	C-10: 645 g C-20: 625 g C-30: 605 g C-40: 815 g C-50: 970 g												
Shipping Dimensions	C-10 Ø 75 mm x 155 mm C-20 Ø 75 mm x 155 mm C-30 Ø 75 mm x 155 mm C-40 Ø 75 mm x 200 mm C-50 Ø 75 mm x 255 mm												
Sealing instructions	275 °C .25 sec 0,5 kg/cm depending on imprint area and fabric												
Washability	95 °C												
Storage and Handling	Store in a cool dry place out of direct sunlight												
Life time - best before:	1 – 5 years												
Hazardous substances	<table> <tr> <td>Plasticizer</td><td>23-59 (depending on color)</td></tr> <tr> <td>PVC resin</td><td>15-33 (depending on color)</td></tr> <tr> <td>Vinyl chloride</td><td>< 0.00005</td></tr> <tr> <td>Polyalkyl glycol alkyl aromatic ether</td><td>< 1</td></tr> <tr> <td>Polyalkyl glycol</td><td>< 0.1</td></tr> <tr> <td>Pigment</td><td>14-62 (depending on color)</td></tr> </table>	Plasticizer	23-59 (depending on color)	PVC resin	15-33 (depending on color)	Vinyl chloride	< 0.00005	Polyalkyl glycol alkyl aromatic ether	< 1	Polyalkyl glycol	< 0.1	Pigment	14-62 (depending on color)
Plasticizer	23-59 (depending on color)												
PVC resin	15-33 (depending on color)												
Vinyl chloride	< 0.00005												
Polyalkyl glycol alkyl aromatic ether	< 1												
Polyalkyl glycol	< 0.1												
Pigment	14-62 (depending on color)												
Health and Safety	Ensure sufficient extraction and ventilation during activities whereby fumes are released (f.i. heating the product)												

Fiberolls



Fiberolls are made of a special kind of paper, which is resistant to tough industrial washing processes. A perfect material for temporary code tags.

This material can be printed by machine or with a standard laundry marking pen.

Fiberolls are used with the Tag-O-Matic marking machine. Both the 12 and the 25 mm wide tapes are available in 10 different colour shades.

Fiberolls

Application	Labelling textiles
Article names	Fiberolls®
Description	
Colour	Various
Sizes	50 yds length
Packing	1.27 cm (1/2") width and 2.54 cm (1") width, packed per 12 rolls, shrink-wrapped
Shipping Weight	1/2" package: 0.815 kg 1" package: 1.7 kg
Shipping Dimensions	1/2" package: 15 cm x 10 cm (6" x 5") 1" package: 30 cm x 10 cm (12" x 5")
Sealing instructions	N/A
Storage and Handling	Store in a cool dry place out of direct sunlight
Life time – best before in months	N/A
Health and Safety	N/A

Coating or Laminating of Fabrics

When a colour or fabric type can not be found on our standard range it is possible to send in fabric for laminating.

We have two ways of coating / laminating fabrics:

- A. powder coating, this is mainly used for cotton, cotton rich and polyester cotton fabrics
- B. film coating, this is for special fabrics like barrier, clean room, etc.

Conditions:


- A. Minimal 50 linear meters (minimal width 130cm maximum 160cm)
- B. Minimal 25 linear meters (minimal / maximal width 150cm the film is 142 cm wide.

Please be aware that loss of fabric will occur (normally about 2-3 linear meters per run for film coating and 8 –10 meters with powder coating).

To find out if a fabric can be coated or laminated it is recommended to supply us with a sample (minimal A4 size) so that we can test this first.

After coating / laminating we can convert the textile into patches or rolls.

In the table you can find what M2 is required to make patches.



Coating or Laminating of Fabrics

Code	Size in mm	Shape	Net M2	Gross M2	Minimum Quantity
A	15 X 15	Square	0,23	0,28	1.000
B	25 X 25	Square	0,63	0,78	1.000
C	35 X 35	Square	1,23	1,47	1.000
D	40 X 40	Square	1,6	1,92	1.000
E	50 X 50	Square	2,5	3	800
F	75 X 75	Square	5,63	6,19	300
G	100 X 100	Square	10	11	200
H	50 X 20	Rectangular	1	1,2	1.000
I	70 X 20	Rectangular	1,4	1,68	1.000
J	100 X 30	Rectangular	3	3,6	500
K	150 X 50	Rectangular	7,5	8,25	200
L	20 X 20	Square	0,4	0,5	1.000
M	30 X 30	Square	0,9	1,08	1.000
N	40 X 15	Rectangular	0,6	0,75	1.000
O	110 X 80	Rectangular	8,8	9,68	200
P	25 X 25 X 25	Triangle	0,28	0,35	1.000
R	25	Round	0,49	0,79	1.000
S	100 X 50	Rectangular	5	5,5	400
T	130 X 25	Rectangular	3,25	3,9	500
U	110 X 40	Rectangular	4,4	4,84	400
V	17	Round	0,23	0,36	1.000
W	50	Round	1,96	3	800
X	75	Round	4,42	7,04	300
Y	100	Round	7,85	11	200
Z	35	Round	0,97	1,48	1.000
AR	13	Round	0,13	0,21	1.000

Film Coating



With our film coating you make your own patch material or apply embroidered emblems by heat seal technique.

The film coating is standard supplied on rolls of 50 meters length and is available in two widths; 50mm and 100mm. Other widths can be supplied upon request.

The film has a thickness of 100 microns and weighs 125 grams per m².

How it works...

To **repair textile** where we do not offer the right colour/ textile repair patch.

- Cut out from another textile item sufficient textile to repair the damaged spot
- Place this piece of textile on the heat seal press with the good side down
- Cut from the film coating the required length (keep it smaller than the cut out piece of textile) and place this on top of the textile
- Place a piece of Teflon® sheet over the textile and the film coating (Teflon® sheet can be ordered with us)
- Seal this for 5-10 seconds at 204 °C
- Remove the Teflon®
- Cut the "patch" to size
- Place the to be repaired textile item on the press
- Position the "patch"
- Seal this for 12-14 seconds at 204 °C

Embroidered emblems

If you want to seal embroidered emblems instead of stitching you can apply the film coating at the back of an embroidered emblem and then heat seal it.

- Cut sufficient film coating to cover the full back of the embroidered emblem, the film must be larger than the emblem itself
- Remove any possible now woven material on the back of the emblem so that the glue can touch the textile
- Place the emblem face down on the heat seal press
- Put the larger cut film on top of it and cover it with Teflon® sheet
- Seal this for 5-10 seconds at 204 °C
- Remove the Teflon®
- Remove the overdue film coating with a pair of scissors
- If required you can melt the film coating on the edges by holding the emblems sideways against the heating element

Film Coating

- Clean the heating element
- Position the garment
- Position the emblem
- Seal this for 20-35 seconds at 204 °C, depending on the thickness of the emblem and reseal with another 20 seconds

Film Coating

Feature	Feature Description
Application	Repairing textiles by heat seal technology
Article names	Film coating
Description	Polyurethane film on a roll
Colour	N/A
Sizes	50 mm x 100 metres and 100mm x 50 metres
Packing	Per roll
Shipping Weight	50 mm x 50 m: 422 g 100 mm x 50m: 938 g
Shipping Dimensions	50 mm x 50 m 100 mm x 50 m
Sealing instructions	Apply film to textile (patch, emblem) with 204 °C 5 seconds. Final application 205 °C 12-40 sec.
Washability	95 °C
Storage and Handling	Store in a cool dry place out of direct sunlight
Life time - best before in months	24
Health and Safety	Ensure sufficient extraction and ventilation during activities whereby fumes are released (f.i. heating the product)

Oeko-Tex® standard 100



What is Oeko-Tex®

The Oeko-Tex® Standard 100 is a globally uniform testing and certification system for textile raw materials, intermediate and end products at all stages of production.

The tests for harmful substances comprise substances which are prohibited or regulated by law, chemicals which are known to be harmful to health and parameters which are included as a precautionary measure to safeguard health.

A tested textile product is allocated to one of the four Oeko-Tex® product classes based on its intended use. The more intensively a product comes into contact with the skin, the stricter the human ecological requirements it must fulfil.

Manufacturers are entitled to mark successfully tested products or article groups with the Oeko-Tex® label and to advertise in other forms as long as it has been proven within the extensive laboratory tests that all components, including accessories, comply with the specified test criteria without exception. A certificate which is issued applies for one year and can be renewed as often as required.

Source website Oeko-Tex® (www.oeko-tex.com)

Thermopatch and Oeko-Tex®

Thermopatch cares about ecology and safety.

Although the label, transfer or emblem applied represents only a minor part of the clothing or other textiles, we felt the obligation to certify our products to the Oeko-Tex® 100 standard.

On the next pages you will find a scan of the original certificates at your disposal.

More information about Oeko-Tex® can be found at the official website of Oeko-Tex® at www.oeko-tex.com.

Oeko-tex® certificate for Thermal transfer label media/Plytex/Die-cut tape/Marking tape/Repair rolls and patches/Ready/Digiline/Digiline Sports/FasTag Sport Pro emblems

Thermopatch B.V.
Draailuweg 14
1332 AD Almere, NETHERLANDS



CENITEXBEL
TECHNOLOGEPARK 70
9052 ZWINAARDE, BELGIUM

Certificate

OEKO-TEX® STANDARD 100

Thermopatch B.V.
is granted the OEKO-TEX® STANDARD 100 certification
and the right to use the trademark.

SCOPE
Unprinted and (silkscreen-, digital- or thermal transfer-) printed heat sealable labels, tapes, emblems and foils (with Oekotex® approved flame retardants) - base materials polyester and polyester cotton - with and without an additional pressure sensitive adhesive: HiQ, Hyltex, Combitec, Combiply, Mediran, FasTag, FasTag Pro, Plytex® Q600, Plytex® Q601, Die cut tape Q600, Die cut tape Q601, Patch materials, Ready emblems, Ready FR emblems, Ready Fly emblems, Ready Fly FR emblems, Ready Plus, Ready Stitch, Ready ID, Ready Pocket ID holders, Digiline, Digiline Pro, Digiline Light, DigiPro, Topline, Thermocrest, Minutemark, MedPly, Care label tapes, Q457, Woven emblems

PRODUCT CLASS
II (products with direct contact to skin) - Annex 4



1012046
Cenitexbel

This certificate 1012046 is valid until 31.12.2023.

SUPPORTING DOCUMENTS

- ✓ Test report : 346
- ✓ Declaration of conformity in accordance with EN ISO 17050-1 as required by OEKO-TEX®
- ✓ OEKO-TEX® Terms of Use (ToU)


 Stijn Devaere
Certification Officer

Further compliance information (REACH, SVHC, POP, Q818401 etc.) can be found on oeko-tex.com/en/fasTag

The certificate is based on the test methods and requirements of the OEKO-TEX® STANDARD 100 that were in force at the time of evaluation.

Zwijnaarde, 2023-01-31

OEKO-TEX Service GmbH, Genferstrasse 23, CH-8002 Zurich



Ready FR

Declaration of Conformity



Declaration of conformity

Thermopatch B.V.

Draaibrugweg 14
1332 AD Almere
The Netherlands

Declares on its own responsibility that our product **Ready FR** meets the requirements for flame retardant work wear textile on EN 469:2005, EN ISO 11611, EN ISO 11612, EN 14116 standards as tested on Ten Cate Proban, Tecasafe XA9002 and Nomex III.

This declaration is based on the findings from the analysis reports by Centexbel, Zwijnaarde, Report number CR/6221-2011, CR/6223-2011 and CR/6224-2011.

Almere, October 21st 2011

Jan Bausch,
Director

Oeko-tex® certificate

Truflex/Truflex-S

<p>Thermopatch B.V. Draaibrugweg 14 1532 AD Almere, NETHERLANDS</p>		<p>CENTEXBEL TECHNOLOGIEPARK 10 9052 ZWINAARDE, BELGIUM</p>
<h1>Certificate</h1> <h2>OEKO-TEX® STANDARD 100</h2>		
<p>Thermopatch B.V. is granted the OEKO-TEX® STANDARD 100 certification and the right to use the trademark.</p>		
<p>SCOPE Heat sealable transfers for the enhancement of workwear, sportswear, fashion and other textile applications – Articles: Truflex, Flextrans, Subflia, Starlight, Sublistar, Textro, Textro Sport – with added properties against sublimation and migration and for reflection, Flexicrest 3D, Reflective Plotter Transfer</p>		<p>PRODUCT CLASS I (baby articles) – Annex 4</p>
<p>This certificate 1110043 is valid until 31.10.2023.</p>		
<p>SUPPORTING DOCUMENTS</p> <ul style="list-style-type: none"> ✓ Test report : 3598 ✓ Declaration of conformity in accordance with EN ISO 17050-1 as required by OEKO-TEX® ✓ OEKO-TEX® Terms of Use (ToU) 		
 <p>Stijn Devoere Certification Officer</p>		
<p>Further compliance information (REACH, SVHC, POP, GBH401 etc.) can be found on oeko-tex.com/en/faq. The certificate is based on the test methods and requirements of the OEKO-TEX® STANDARD 100 that were in force at the time of evaluation.</p>		
<p>Zwijnaarde, 2022-10-17</p>		
<p>OEKO-TEX Service GmbH, Gerberstrasse 23, CH-8002 Zurich</p>		

Truflex FR

Declaration of Conformity



Declaration of conformity

Thermopatch B.V.

Draaibrugweg 14
1332 AD Almere
The Netherlands

Declares on its own responsibility that our product Truflex FR meets the requirement for flame retardant work wear textile on EN ISO 11611 and EN ISO 11612 standards as tested on several fabrics.

This declaration is based on the findings from the analysis reports by Centexbel, report numbers CR/150-2019 until CR/160-2019.

Almere, April 9th 2019

Jan Bausch,
Director

Oeko-tex® certificate

Flextrans/Sportex/Starlight/ Sublifix/ Textra/Textra Sport

Thermopatch B.V.
Draaibrugweg 14
1532 AD Almere, NETHERLANDS



CENTEXBEL
TECHNOLOGIEPARK 10
9052 ZWINAARDE, BELGIUM

Certificate

OEKO-TEX® STANDARD 100

Thermopatch B.V.
is granted the OEKO-TEX® STANDARD 100 certification
and the right to use the trademark.

SCOPE
Heat sealable transfers for the enhancement of
workwear, sportswear, fashion and other textile
applications – Articles: Truflex, Flextrans, Sublifix,
Starlight, Sublistar, Textra, Textra Sport – with added
properties against sublimation and migration and for
reflection, Flexicrest 3D, Reflective Plotter Transfer

PRODUCT CLASS
I (baby articles) – Annex 4




STANDARD 100 1110043
Centexbel

This certificate 1110043 is valid until 31.10.2023.

SUPPORTING DOCUMENTS

- ✓ Test report : 3598
- ✓ Declaration of conformity in accordance with
EN ISO 17050-1 as required by OEKO-TEX®
- ✓ OEKO-TEX® Terms of Use (ToU)


 Stijn Devoere
Certification Officer

Further compliance information (REACH, SVHC, POP, GBH401
etc.) can be found on oeko-tex.com/en/faq.

The certificate is based on the test methods and requirements of
the OEKO-TEX® STANDARD 100 that were in force at the time of
evaluation.

Zwijnaarde, 2022-10-17

OEKO-TEX Service GmbH, Gerberstrasse 23, CH-8002 Zurich



Flextrans

Declaration of Conformity



Declaration of conformity

Thermopatch B.V.

Draaibrugweg 14
1332 AD Almere
The Netherlands

Declares on its own responsibility that our product **Flextrans** meets the requirements for flame retardant work wear textile on EN 469:2005, EN ISO 11611, EN ISO 11612, EN 14116 standards as tested on Nomex III.

This declaration is based on the findings from the analysis reports by Centexbel, Zwijnaarde, Report number CR/6225-2011.

Almere, October 21st 2011

Jan Bausch,
Director

Thermopatch Reach Statement

REACH Declaration

General statement

The European Union obliges all companies which produce and / or import substances in or into Europe, to have these registered.

According to the recorded definitions put down in REACH, European guideline EC1907/2006, the articles Thermopatch imports and / or manufactures are not subjected to the registration.

Thermopatch will monitor future developments in regard to the guideline and the execution of REACH and inform you when relevant changes are made in relation to our products.

Almere,
September 8, 2020

Thermopatch Quality Control Department

Correspondence address:

Thermopatch B.V.
TP QC Department
Draaibrugweg 14
1332 AB Almere
Netherlands

Declaration

Nederlands:

Thermopatch Weekmakerverklaring

Hiermee verklaart Thermopatch B.V., Almere, Nederland, dat de producten:
Voor labelling:

- CombiTex/CombiPly
- Die Cut Tape & Continuous Label Tape
- Fastag
- HiQ/Hytex
- Hyron
- Ink Ribbons HiQ
- Mediron/Medply/Med-Low
- Plytex®

Conform de eisen zijn van toegepaste weekmakers onder Oekotex® 100, klasse 2 onder certificaat 1012046 Centexbel.

Voor emblemen:

- Pocket ID holders
- Ready
- ThermoCrest
- Topline 600
- Digiline
- Digiline Pro
- Fastag Pro

Conform de eisen zijn van toegepaste weekmakers onder Oekotex® 100, klasse 2 onder certificaat 1012046 Centexbel. Daarmee zijn deze conform de eis dat de detectielimiet van 0.01% niet is overschreden.

Voor transfers:

- Truflex
- Flextrans
- Starlight
- Sublifix, Sublistar
- Textra
- Textra Sport
- Sport transfers
- Easy Transfers

Conform de eisen zijn van toegepaste weekmakers onder Oekotex® 100, klasse 1 onder certificaat 1110043 Centexbel.

English:**Thermopatch Phtalate declaration**

Herewith Thermopatch B.V., Almere, the Netherlands, declares that the products: for labelling:

- CombiTex/CombiPly
- Die Cut Tape & Continuous Label Tape
- Fastag
- HiQ/Hytex
- Hyron
- G7 Ink Ribbons
- Mediron/Medply/Med-Low
- Plytex®

Are compliant to the demands regarding the use of plasticizers for Oekotex® 100, class 2 on certificate 1012046 Centexbel.

For emblems:

- Pocket ID holders
- Ready
- ThermoCrest
- Topline 600
- Digiline
- Digiline Pro
- Digiline Light Pro
- Fastag Pro

Are compliant to the demands regarding the use of plasticizers for Oekotex® 100, class 2 on certificate 1012046 Centexbel.

For heat seal transfers:

- Truflex
- Flextrans
- Starlight
- Sublifix
- Sublistar
- Textra
- Textra Sport
- Sport transfers

Are compliant to the demands regarding the use of plasticizers for Oekotex® 100, class 1 on certificate 1110043 Centexbel.

Deutsch:**Thermopatch Erklärung zur Weichmachern**

Hiermit erklärt Thermopatch B.V., Almere, Niederlande, dass die Produkte:
zur Etikettierung:

- CombiTex/CombiPly
- Die Cut Tape & Continuous Label Tape
- Fastag
- HiQ/Hytex
- Hyron
- G7 Ink Ribbons
- Mediron/Medply/Med-Low
- Plytex®

Entsprechen den Anforderungen bezüglich der Verwendung von Weichmachern für Oekotex® 100, Klasse 2 auf Zertifikat 1012046 Centexbel.

Für Embleme:

- Pocket ID holders
- Ready
- ThermoCrest
- Topline 600
- Digiline
- Digiline Pro
- Digiline Light Pro
- Fastag Pro

Entsprechen den Anforderungen bezüglich der Verwendung von Weichmachern für Oekotex® 100, Klasse 2 auf Zertifikat 1012046 Centexbel.

Für Thermotransfers:

- Truflex
- Flextrans
- Starlight
- Sublifix
- Sublistar
- Textra
- Textra Sport
- Sport transfers

Entsprechen den Anforderungen bezüglich der Verwendung von Weichmachern für Oekotex® 100, Klasse 1 auf Zertifikat 1110043 Centexbel.

Français:**Thermopatch Déclaration de Plastifiants**

Par la présente, Thermopatch B.V., Almere, aux Pays-Bas, déclare que les produits:

pour l'étiquetage:

- CombiTex/CombiPly
- Die Cut Tape & Continuous Label Tape
- Fastag
- HiQ/Hytex
- Hyron
- G7 Ink Ribbons
- Mediron/Medply/Med-Low
- Plytex®

Satisfaire aux exigences relatives à l'utilisation de plastifiants pour Oekotex® 100, classe 2 sur le certificat 1012046 Centexbel.

Pour les emblèmes:

- Pocket ID holders
- Ready
- ThermoCrest
- Topline
- Topline 600
- Digiline
- Digiline Pro
- Digiline Light Pro
- Fastag Pro

Satisfaire aux exigences relatives à l'utilisation de plastifiants pour Oekotex® 100, classe 2 sur le certificat 1012046 Centexbel.

Pour les transferts thermofixables:

- Truflex
- Flextrans
- Starlight
- Sublifix
- Sublistar
- Textra
- Textra Sport
- Sport transfers

Satisfaire aux exigences relatives à l'utilisation de plastifiants pour Oekotex® 100, classe 1 sur le certificat 1110043 Centexbel.

Thermopatch B.V., Draaibrugweg 14, 1332 AB Almere, Netherlands

Disclaimer and Copyrights

Liability

The information and recommendations contained in this publication, as well as technical advice otherwise given by representatives of our Company, whether verbally or in writing, are based on our present knowledge and believed to be accurate. However, no guarantee regarding their accuracy is given as we cannot cover or anticipate every possible application of our products and because manufacturing methods, stocks and other materials vary. For the same reason our products are sold with limited warranty and on condition that users shall make their own tests to satisfy themselves that they will meet fully their particular requirements. Our policy of continuous product improvement might make some of the information contained in this Product Information sheet out of date and users are requested to ensure that they follow current recommendations. The information provided is purely of an indicative nature and is subject to change without notice at any time. The information provided does not confer any rights. Thermopatch cannot guarantee that this publication does not contain errors or that it will remain accessible without interruption. Thermopatch accepts no liability whatsoever for the content of this publication. The person retrieving information is responsible for its selection and all aspects of its use. The information may only be used by the person retrieving it.

Copyright ©

Thermopatch, Thermo-Seal, Texmark, Plytex, Minilogic, Rabbit, Truflex and the Thermopatch logo are registered trademarks of Thermopatch bv, Almere, The Netherlands.

Other brands and their products are trademarks or registered trademarks of their respective holders and should be noted as such.

No part of this publication may be copied or otherwise incorporated into, transmitted to, or stored in any website, electronic retrieval system, publication or other work in any form (whether hard copy, electronic or otherwise) without the prior written permission of Thermopatch.

All rights reserved.

Thermopatch Corporate Headquarters
Thermopatch European Headquarters
Thermopatch Australia Pty Ltd
Thermopatch Canada Inc
Kannegiesser UK Ltd.

USA
The Netherlands
Australia
Canada
United Kingdom

T +1 315 446-8110
T +31 36 549 11 11
T +61 395325722
T +1 519 748-5027
T +44 1539 722122

F +1 315 445-8046
F +386 2 80 55 232
F +1 519 748-1543
F +44 1539 721000

sales@thermopatch.com
sales@thermopatch.nl
marktpatchaust@bigpond.com.au
broussel@thermopatch.com
thermopatch@kannegiesser.com